



**Coachella Valley Mosquito and Vector Control District**

**43420 Trader Place, Indio, CA 92201 | (760) 342-8287 | cvmosquito.org**

**Finance Committee Meeting**

**Via Zoom and In-Person**

**Tuesday, May 10, 2022**

**3:30 p.m.**

**AGENDA**

---

Materials related to an agenda item that are submitted to the Finance Committee after distribution of the agenda packets are available for public inspection in the Clerk of the Board's office during normal business hours and on the District's website.

---

Pursuant to Assembly Bill 361, this meeting will be conducted by video and/or teleconference as well as in-person public access to the meeting location. To view/listen/participate in the meeting live, please join by calling 1-888-475-4499 (toll-free), Meeting ID: [870 2400 3287](https://us02web.zoom.us/j/87024003287), or click this link to join: <https://us02web.zoom.us/j/87024003287>, or attend in person at the District office located at the address listed above. Written public comment may also be submitted to the Clerk of the Board by 1:30 p.m. on Tuesday, May 10, 2022, at [mtallion@cvmosquito.org](mailto:mtallion@cvmosquito.org). Transmittal prior to the meeting is required. Any correspondence received during or after the meeting will be distributed to the Finance Committee as soon as practicable and retained for the official record.

Assistance for those with disabilities: If you have a disability and need an accommodation to participate in the meeting, please call the Clerk of the Board at (760) 342-8287 for assistance so the necessary arrangement can be made.

- 1. Call to Order** – Doug Walker, Treasurer
- 2. Roll Call**
- 3. Confirmation of Agenda**
- 4. Public Comments**

Those wishing to address the Finance Committee should send an email to the Clerk of the Board by 1:30 p.m. on Tuesday, May 10, 2022, at [mtallion@cvmosquito.org](mailto:mtallion@cvmosquito.org), or appear at the meeting to provide public comments.

**A. PUBLIC Comments — NON-AGENDA ITEMS:** This time is for members of the public to address the Finance Committee on items of general interest (a non-agenda item) within the subject matter jurisdiction of the District. The District values your comments; however, pursuant to the Brown Act, the Board cannot take action on items not listed on the posted Agenda. **Comments are limited to a total of three (3) minutes per speaker for non-agenda items.**

**B. PUBLIC Comments — AGENDA ITEMS:** This time is for members of the public to address the Finance Committee on agenda items (Open and Closed Sessions). **Comments are limited to three (3) minutes per speaker per agenda item.**

All comments are to be directed to the Finance Committee and shall be devoid of any personal attacks. Members of the public are expected to maintain a professional, courteous decorum during public comments.

## **5. Items of General Consent**

- A. Approval of Minutes from May 3, 2022, Finance Committee Meeting **(Pg. 4)**

## **6. Discussion, Review, and/or Update**

- A. Review of Check Report from Abila MIP for the period of April 12, 2022, to May 3, 2022 **(Pg. 6)**
- B. CalCard Charges – March 25, 2022, to April 24, 2022 **(Pg.12)**
- C. Review of April 2022 Financials and Treasurers Report **(Pg. 27)**

## **7. Old Business-None**

## **8. New Business**

- A. Review of finance-related items on Board agenda

## **9. Schedule Next Meeting**

## **10. Trustee and/or Staff Comments/Future Agenda Items**

## **11. Adjournment**

\*\*\*\*\*

**Certification of Posting**

I certify that on May 6, 2022, I posted a copy of the foregoing agenda near the regular meeting place of the Board of Trustees of the Coachella Valley Mosquito & Vector Control District and on the District’s website, said time being at least 72 hours in advance of the meeting of the Board of Trustees (Government Code Section 54954.2)

Executed at Indio, California, on May 6, 2022.

---

Melissa Tallion, Clerk of the Board

**COACHELLA VALLEY MOSQUITO AND VECTOR CONTROL DISTRICT**

**Finance Committee Meeting Via Zoom  
DRAFT-Minutes**

---

**TIME** 1:00 p.m. **DATE:** May 3, 2022

**LOCATION:** 43420 Trader Place Indio, CA 92201 via zoom

**COMMITTEE MEMBERS PRESENT:**

Palm Desert            Doug Walker  
Indian Wells            Clive Weightman  
County at Large        Bito Larson (joined at 1:30 p.m.)

**COMMITTEE MEMBERS ABSENT:**

None

**OTHER TRUSTEES PRESENT:**

Indio                    Benjamin Guitron (joined at 1:46 p.m.)

**STAFF PRESENT:**

Jeremy Wittie, M.S., General Manager  
David l'Anson, MPA, MBA/ACC., Administrative Finance Manager  
Melissa Tallion, Executive Assistant/Clerk of the Board

**MEMBERS OF THE PUBLIC PRESENT:**

Yes

- 1. Call to Order:** *Treasurer Walker called the meeting to order at 1:02 p.m.*
- 2. Roll Call:** *Roll call indicated two (2) of the three (3) Committee members were present.*
- 3. Confirmation of Agenda:** *The agenda was confirmed as presented.*
- 4. Public Comments:** *None.*

**5. Items of General Consent**

Approval of Minutes from March 8, 2022, Finance Committee Meeting and April 12, 2022, Special Finance Committee Meeting

*On a motion from Trustee Weightman seconded by Treasurer Walker, and passed by the following roll call votes, the Committee approved the minutes as presented.*

*Ayes: Treasurer Walker, Trustee Weightman*

*Noes: None.*

*Abstained: None.*

*Absent: Trustee Larson*

**6. Old Business:**

A. Budget Calendar

*The Committee reviewed the budget calendar*

B. Draft FY2022-2023 Budget

*The Committee reviewed the draft FY2022-23 budget and options for the \$1Million surplus reported during the May 3, 2022, Finance Committee meeting. Option #6 was discussed and recommend by the Finance Committee to be presented to the Board during the May 10<sup>th</sup> Budget Workshop with a presentation from the Laboratory Manager and Operations Manager.*

**7. New Business:** *None*

**8. Schedule Next Meeting:** *The next Finance Committee meeting was scheduled via Zoom and in-person for Tuesday, May 10, 2022, at 3:30 p.m.*

**10. Trustee and/or Staff Comments/Future Agenda Items:** *Jeremy Wittie, M.S., General Manager thanked the Finance Committee for their input.*

**11. Adjournment:** *The meeting was adjourned by Treasurer Walker at 1:57. p.m.*

CVMVCD  
Check/Voucher Register - checkreportforFC  
**1035 - CB&T General Checking**  
From 4/12/2022 Through 5/3/2022

Check Number	Vendor Name	PO# / Invoice#	Transaction Description	Check Amount
43953	Petty Cash Custodian Crystal Moreno		Petty Replenishment	392.92
Total 43953				392.92
43954	CalPERS Healthcare Acct	100000016777216	Cafeteria Plan	92,245.28
Total 43954				92,245.28
43955	CalPERS - Retirement Acct	100000016705877	Retirement Contributions 03/18/2022PP	23,855.53
	CalPERS - Retirement Acct	100000016705897	Retirement Contributions 04/01/2022PP	23,593.65
	CalPERS - Retirement Acct	100000016705915	Retirement Contributions 03/18/2022PP	7,976.40
	CalPERS - Retirement Acct	100000016705934	Retirement Contributions 04/01/2022PP	8,235.28
	CalPERS - Retirement Acct	100000016736643	Retirement Contributions: 04/15/2022PP	24,049.13
	CalPERS - Retirement Acct	100000016736671	Retirement Contributions: 04/29/2022PP	23,583.56
	CalPERS - Retirement Acct	100000016736697	Retirement Contributions: 04/15/2022PP	8,363.19
	CalPERS - Retirement Acct	100000016736718	Retirement Contributions: 04/29/2022PP	8,609.57
Total 43955				128,266.31
43956	ICMA Retirement Trust	727602	Deferred Compensation Contributions: 03/18/2022PP	10,828.85
	ICMA Retirement Trust	727620	Deferred Compensation Contributions 04/01/2022PP	10,919.71
	ICMA Retirement Trust	735586	Deferred Compensation Contributions: 04/15/2022PP	10,913.37
	ICMA Retirement Trust	736659	Deferred Compensation: 04/29/2022PP	11,042.89
Total 43956				43,704.82
43957	Principal Life Insurance Co.	20220417	Cafeteria Plan	14,082.57
Total 43957				14,082.57
43958	Advance Imaging Systems	IN764131	Contract Services	116.33
	Advance Imaging Systems	IN768853	Contract Services	320.78
	Advance Imaging Systems	IN770042	Contract Services	64.83
	Advance Imaging Systems	IN771060	Reproduction & Printing	24.19
Total 43958				526.13

CVMVCD  
Check/Voucher Register - checkreportforFC  
**1035 - CB&T General Checking**  
From 4/12/2022 Through 5/3/2022

Check Number	Vendor Name	PO# / Invoice#	Transaction Description	Check Amount
43959	Airgas USA, LLC	9124566281	Dry Ice	374.17
	Airgas USA, LLC	9124810830	Dry Ice	373.71
	Airgas USA, LLC	9125092055	Dry Ice	374.17
	Airgas USA, LLC	9125292827	Dry Ice	374.17
Total 43959				1,496.22
43960	Alpha Media LLC	20220428	Advertising	3,996.00
Total 43960				3,996.00
43962	Cintas Corporation #3	4115134461-202	Safety Expense	22.79
	Cintas Corporation #3	4115134461-300	Uniform Expense	48.44
	Cintas Corporation #3	4115134461-305	Uniform Expense	127.06
	Cintas Corporation #3	4115134461-400	Uniform Expense	125.52
	Cintas Corporation #3	4115134461-500	Uniform Expense	654.78
	Cintas Corporation #3	4115807310-202	Safety Expense	22.79
	Cintas Corporation #3	4115807310-300	Uniform Expense	48.44
	Cintas Corporation #3	4115807310-305	Uniform Expense	127.06
	Cintas Corporation #3	4115807310-400	Uniform Expense	125.52
	Cintas Corporation #3	4115807310-500	Uniform Expense	608.80
	Cintas Corporation #3	4116500661-202	Safety Expense	22.79
	Cintas Corporation #3	4116500661-300	Uniform Expense	48.44
	Cintas Corporation #3	4116500661-305	Uniform Expense	127.06
	Cintas Corporation #3	4116500661-400	Uniform Expense	131.21
	Cintas Corporation #3	4116500661-500	Uniform Expense	582.96
Total 43962				2,823.66
43963	CleanExcel	032258	Janitorial Services	7,031.00
Total 43963				7,031.00
43964	C&R Wellness Works	22-004	Employee Assistance Services	301.50
	C&R Wellness Works	22-008	Employee Assistance Services	310.50
Total 43964				612.00

CVMVCD  
Check/Voucher Register - checkreportforFC  
**1035 - CB&T General Checking**  
From 4/12/2022 Through 5/3/2022

Check Number	Vendor Name	PO# / Invoice#	Transaction Description	Check Amount
43965	CSI Ceja Security International	040122CV	Security Patrol Services	1,075.00
Total 43965				1,075.00
43966	Del Valle Informador Inc.	20220418	Advertising	1,980.00
Total 43966				1,980.00
43967	Desert Air Conditioning	225148	Repair & Maintenance	822.24
	Desert Air Conditioning	225485	Repair & Maintenance-Bio/Lab/Tank Room	3,687.00
	Desert Air Conditioning	225663	Repair & Maintenance-Operations	162.00
Total 43967				4,671.24
43968	Desert Alarm, Inc.	404550	Burglar & Fire Alarm Monitoring Services	1,019.70
Total 43968				1,019.70
43969	Desert Sun Publishing Co	20220322	Advertising	2,014.00
Total 43969				2,014.00
43970	Dudek & Associates	202104622	Capital Facility Replacement	9,816.50
Total 43970				9,816.50
43971	Eisenhower Occupational Health Serv	124210	Physician Fees	55.00
Total 43971				55.00
43972	Equipment Direct, Inc.	472639	Safety Expense	1,648.58
	Equipment Direct, Inc.	472651	Safety Expense	1,088.28
Total 43972				2,736.86
43973	Fedak & Brown, LLP	20220331	Professional Services	1,039.00
Total 43973				1,039.00



**CVMVCD**  
 Check/Voucher Register - checkreportforFC  
**1035 - CB&T General Checking**  
 From 4/12/2022 Through 5/3/2022

Check Number	Vendor Name	PO# / Invoice#	Transaction Description	Check Amount
43974	Gulf California Broadcast Company	20220418	Advertising	2,000.00
	Gulf California Broadcast Company	20220428	Advertising	3,000.00
	Gulf California Broadcast Company	20220428-1	Advertising	<u>3,945.00</u>
Total 43974				8,945.00
43975	Jennifer Henke	2122681	Professional Development	<u>182.00</u>
Total 43975				182.00
43976	High Tech Irrigation, Inc.	709743	Repair & Maintenance	<u>47.50</u>
Total 43976				47.50
43977	Hypertec USA Inc	30054	Cloud Computing Services	24.23
	Hypertec USA Inc	P-22624	Cloud Computing Services	<u>27,013.21</u>
Total 43977				27,037.44
43978	Indio Emergency Medical Group	20220405	Physician Fees	<u>135.00</u>
Total 43978				135.00
43979	Jernigan's Sporting Goods, Inc.	17026	Safety Expense	<u>169.64</u>
Total 43979				169.64
43980	Kwik Kleen Of The Desert	115056	Offsite Vehicle Maintenance & Repair	<u>395.00</u>
Total 43980				395.00
43981	Linde Gas & Equipment Inc.	70197051	Cylinder Rentals	<u>60.99</u>
Total 43981				60.99
43982	Marino Wellness LLC	5527	Wellness	<u>4,275.00</u>
Total 43982				4,275.00
43983	Marlin Business Bank	19792122	Contract Services	<u>705.79</u>

CVMVCD  
Check/Voucher Register - checkreportforFC  
**1035 - CB&T General Checking**  
From 4/12/2022 Through 5/3/2022

Check Number	Vendor Name	PO# / Invoice#	Transaction Description	Check Amount
Total 43983				705.79
43984	Graciela Morales	20220506	Tuition Reimbursement Request	1,908.00
Total 43984				1,908.00
43985	NAPA Auto & Truck Parts	015293	Specialty Vehicle Parts & Supplies	46.91
	NAPA Auto & Truck Parts	015442	Specialty Vehicle Parts & Supplies	643.42
Total 43985				690.33
43986	Rauch Communication Consultants, Inc.	02-2210	Professional Fees	10,229.50
	Rauch Communication Consultants, Inc.	03-2201	Professional Fees	7,877.50
Total 43986				18,107.00
43987	Refrigeration Supplies Distributor	62209114-00	Repair & Maintenance-Shop/Grounds	44.36
Total 43987				44.36
43988	RM Broadcasting LLC	20220318	Advertising	4,500.00
Total 43988				4,500.00
43989	SC Commercial LLC dba SC Fuels	2113123-IN	Motor,Fuel, Oil	6,581.91
Total 43989				6,581.91
43990	Veolia ES Technical Solutions, LLC	MD78134	Operating Supplies	106.59
	Veolia ES Technical Solutions, LLC	MD78722	Operating Supplies	106.62
	Veolia ES Technical Solutions, LLC	MD79287	Operating Supplies	106.86
Total 43990				320.07
43991	Waterlogic Americas LLC	1413450	Employee Support	106.57
Total 43991				106.57
43992	Waxie Sanitary Supply	80807058	Building & Grounds-Operations	75.25

**CVMVCD**  
 Check/Voucher Register - checkreportforFC  
**1035 - CB&T General Checking**  
 From 4/12/2022 Through 5/3/2022

Check Number	Vendor Name	PO# / Invoice#	Transaction Description	Check Amount
	Waxie Sanitary Supply	80811325	Field Supplies	58.20
Total 43992				133.45
43993	Zeigler Bros., Inc.	01-232351	Operating Supplies	262.61
Total 43993				262.61
43994	U.S. Bank		Calcard	88,338.21
Total 43994				88,338.21
			Total 1035 - CB&T General Checking	482,530.08
Report Total				482,530.08

CVMVCD  
Expenditure Journal - Calcard by Name

From 3/25/2022 Through 4/24/2022

Object Code	Object Title	Dept Title	Vendor	Expenditures	Transaction Description	Card Holder Name
5300	Employee Incentive	Administration	AmazonBusiness	119.00	Single Cup Coffee Maker	Greeman Diane
5300	Employee Incentive	Administration	AmazonBusiness	10.41	Tax	Greeman Diane
Total 5300	Employee Incentive			129.41		
6070	Office Supplies	Finance	AmazonBusiness	11.98	Avery 5498 Labels	Abelina Torres
6070	Office Supplies	Finance	AmazonBusiness	4.25	Green Pen Refills	Abelina Torres
6070	Office Supplies	Finance	AmazonBusiness	21.96	Order Complete Stamps	Abelina Torres
6070	Office Supplies	Finance	AmazonBusiness	21.18	Scanned Stamps	Abelina Torres
6070	Office Supplies	Finance	AmazonBusiness	11.98	Shipping	Abelina Torres
6070	Office Supplies	Finance	AmazonBusiness	6.23	Taxes	Abelina Torres
6070	Office Supplies	Public Outreach	AmazonBusiness	9.12	Taxes	Diana Reyes
6070	Office Supplies	Public Outreach	AmazonBusiness	17.99	Iduster Air Duster 2PK	Diana Reyes
6070	Office Supplies	Public Outreach	AmazonBusiness	6.47	Colored Dry Erase Markers fine tip w/magnets	Diana Reyes
6070	Office Supplies	Public Outreach	AmazonBusiness	0.00	Free Shipping	Diana Reyes
6070	Office Supplies	Public Outreach	AmazonBusiness	7.99	AAAA Alkaline Batteries	Diana Reyes
6070	Office Supplies	Public Outreach	AmazonBusiness	24.99	Acrylic Stand 3 Tier, 6 Pocket Tray for document displaying	Diana Reyes
6070	Office Supplies	Public Outreach	AmazonBusiness	18.99	All purpose household Tool Kit	Diana Reyes
6070	Office Supplies	Public Outreach	AmazonBusiness	12.90	2022 Desk Calendar	Diana Reyes
6070	Office Supplies	Public Outreach	AmazonBusiness	14.84	Presentation Clicker	Diana Reyes
6070	Office Supplies	Control Operations	AmazonBusiness	97.96	Key Cabinet (48) Key Hooks	Geneva Ginn
6070	Office Supplies	Control Operations	AmazonBusiness	9.08	Taxes	Geneva Ginn
6070	Office Supplies	Control Operations	AmazonBusiness	5.99	Shipping	Geneva Ginn
6070	Office Supplies	Fleet Maintenance	AmazonBusiness	5.99	Shipping	Greeman Diane
6070	Office Supplies	Fleet Maintenance	AmazonBusiness	13.69	Tax	Greeman Diane
6070	Office Supplies	Fleet Maintenance	AmazonBusiness	3.57	Taxes	Greeman Diane
6070	Office Supplies	Fleet Maintenance	AmazonBusiness	34.99	P-touch Label Maker	Greeman Diane
6070	Office Supplies	Fleet Maintenance	AmazonBusiness	74.94	P-touch Tape (2 pack)	Greeman Diane
6070	Office Supplies	Fleet Maintenance	AmazonBusiness	7.99	Gel Ball Pen Refill (2 pack)	Greeman Diane
6070	Office Supplies	Fleet Maintenance	AmazonBusiness	21.00	for Brother P touch	Greeman Diane
6070	Office Supplies	Fleet Maintenance	AmazonBusiness	16.99	AA Rechargeable Batteries	Greeman Diane
6070	Office Supplies	Fleet Maintenance	AmazonBusiness	17.78	AAA Rechargeable Batteries	Greeman Diane
6070	Office Supplies	Fleet Maintenance	AmazonBusiness	17.36	Battery Charger with 4 batteries	Greeman Diane
6070	Office Supplies	Surveillance & Quality Control	Clipper Systems	5.00	Unintended Charge	Jennifer Henke

CVMVCD  
Expenditure Journal - Calcard by Name

From 3/25/2022 Through 4/24/2022

Object Code	Object Title	Dept Title	Vendor	Expenditures	Transaction Description	Card Holder Name
6070	Office Supplies	Surveillance & Quality Control	Staples Business Advantage	233.45	1/2 inch binders	Jennifer Henke
6070	Office Supplies	Surveillance & Quality Control	Staples Business Advantage	5.10	12 pack blue pens	Jennifer Henke
6070	Office Supplies	Surveillance & Quality Control	Staples Business Advantage	7.12	12 pack invisible tape	Jennifer Henke
6070	Office Supplies	Surveillance & Quality Control	Staples Business Advantage	29.52	12 pack paper towels	Jennifer Henke
6070	Office Supplies	Surveillance & Quality Control	Staples Business Advantage	14.33	dish soap refill	Jennifer Henke
6070	Office Supplies	Surveillance & Quality Control	Staples Business Advantage	12.27	dozen green dry erase markers	Jennifer Henke
6070	Office Supplies	Surveillance & Quality Control	Staples Business Advantage	7.82	hand soap refill	Jennifer Henke
6070	Office Supplies	Surveillance & Quality Control	Staples Business Advantage	36.02	tax	Jennifer Henke
6070	Office Supplies	Surveillance & Quality Control	Staples Business Advantage	6.56	post it notes	Jennifer Henke
6070	Office Supplies	Surveillance & Quality Control	Staples Business Advantage	29.90	self-adhesive tabs	Jennifer Henke
6070	Office Supplies	Surveillance & Quality Control	Staples Business Advantage	65.59	sheet protectors - 200 count	Jennifer Henke
6070	Office Supplies	Control Operations	Staples Business Advantage	25.72	Shipping Labels	Sarah Crenshaw
6070	Office Supplies	Control Operations	Staples Business Advantage	24.88	Self-Sealing Laminating Pouches	Sarah Crenshaw
6070	Office Supplies	Control Operations	Staples Business Advantage	14.34	Plastic Zipper Pouch	Sarah Crenshaw
6070	Office Supplies	Control Operations	Staples Business Advantage	13.48	Estimated Tax	Sarah Crenshaw
6070	Office Supplies	Control Operations	Staples Business Advantage	5.40	Big Tab Insertable Paper Dividers, 5-Tab	Sarah Crenshaw
6070	Office Supplies	Control Operations	Staples Business Advantage	2.34	Big Tab Insertable Paper Dividers, 8-Tab	Sarah Crenshaw
6070	Office Supplies	Control Operations	Staples Business Advantage	28.10	1 Inch 3-Ring Binder	Sarah Crenshaw
6070	Office Supplies	Control Operations	Staples Business Advantage	<u>53.28</u>	1/2 Inch 3-Ring Binder	Sarah Crenshaw
Total 6070	Office Supplies			1,138.42		
6080	Computer & Network Systems	Information Systems	StarTech	61.98	DisplayPort to DVI Adapter	Antonio Molina

CVMVCD  
Expenditure Journal - Calcard by Name

From 3/25/2022 Through 4/24/2022

Object Code	Object Title	Dept Title	Vendor	Expenditures	Transaction Description	Card Holder Name
6080	Computer & Network Systems	Information Systems	StarTech	18.04	Shipping	Antonio Molina
6080	Computer & Network Systems	Information Systems	StarTech	7.00	Tax	Antonio Molina
6080	Computer & Network Systems	Information Systems	Varidesk LLC	(25.00)	Discount (10%)	Antonio Molina
6080	Computer & Network Systems	Information Systems	Varidesk LLC	250.00	Dual-Monitor Arm	Antonio Molina
6080	Computer & Network Systems	Information Systems	Varidesk LLC	0.00	Shipping and Handling	Antonio Molina
6080	Computer & Network Systems	Information Systems	Varidesk LLC	19.69	Tax	Antonio Molina
Total 6080	Computer & Network Systems			331.71		
6200	Meetings Expense	Administration	ERMA Annual Workshop Tra...	50.00	Jeremy Wittie-Airport Parking	Jeremy Wittie
6200	Meetings Expense	Administration	ERMA Annual Workshop Tra...	15.11	Jeremy Wittie-Dinner	Jeremy Wittie
6200	Meetings Expense	Administration	ERMA Annual Workshop Tra...	154.27	Jeremy Wittie-lodging	Jeremy Wittie
6200	Meetings Expense	Administration	ERMA Annual Workshop Tra...	11.71	Jeremy Wittie-Lunch	Jeremy Wittie
6200	Meetings Expense	Administration	ERMA Annual Workshop Tra...	255.63	Jeremy Wittie-Rental Car	Jeremy Wittie
6200	Meetings Expense	Administration	ERMA Annual Workshop Tra...	16.60	Jeremy Wittie-rental car gas	Jeremy Wittie
Total 6200	Meetings Expense			503.32		
6210	Promotion & Education	Public Outreach	AmazonBusiness	25.98	Beach Aquarium Kit	Diana Reyes
6210	Promotion & Education	Public Outreach	AmazonBusiness	28.14	Betta Fish Tank	Diana Reyes
6210	Promotion & Education	Public Outreach	AmazonBusiness	(2.25)	Coupon Savings	Diana Reyes
6210	Promotion & Education	Public Outreach	AmazonBusiness	0.00	Free Shipping	Diana Reyes
6210	Promotion & Education	Public Outreach	AmazonBusiness	4.55	Taxes	Diana Reyes
Total 6210	Promotion & Education			56.42		

CVMVCD  
Expenditure Journal - Calcard by Name

From 3/25/2022 Through 4/24/2022

Object Code	Object Title	Dept Title	Vendor	Expenditures	Transaction Description	Card Holder Name
6400	Utilities	Buildings & Grounds Maintenance	Burrtec Waste & Recycling S...	414.61	Waste & Recycling Services Fee April 2022	Abelina Torres
6400	Utilities	Buildings & Grounds Maintenance	Burrtec Waste & Recycling S...	414.61	Waste & Recycling Services Fee March 2022	Abelina Torres
6400	Utilities	Buildings & Grounds Maintenance	Indio Water Authority	606.84	Water Services Building 01 02/03/22-03/01/22	Abelina Torres
6400	Utilities	Buildings & Grounds Maintenance	Indio Water Authority	183.85	Water Services Building 02 02/01/22-03/01/22	Abelina Torres
6400	Utilities	Buildings & Grounds Maintenance	Indio Water Authority	188.62	Water Services Building 03 02/02/22-03/01/22	Abelina Torres
Total 6400	Utilities			1,808.53		
6410	Telecommunications	Information Systems	Frontier Communications-To...	163.92	POTS/Landline Services 03/26/22-04/27/22	Abelina Torres
Total 6410	Telecommunications			163.92		
7050	Safety Expense	Surveillance & Quality Control	Home Depot Stores	15.97	Leather Gloves	Arturo Gutierrez
7050	Safety Expense	Surveillance & Quality Control	Home Depot Stores	1.40	taxes	Arturo Gutierrez
7050	Safety Expense	Surveillance & Quality Control	Jernigan's Sporting Goods, I...	7.99	Cooler	Arturo Gutierrez
7050	Safety Expense	Surveillance & Quality Control	Jernigan's Sporting Goods, I...	99.99	Field boots	Arturo Gutierrez
7050	Safety Expense	Surveillance & Quality Control	Jernigan's Sporting Goods, I...	9.45	Taxes	Arturo Gutierrez
7050	Safety Expense	Control Operations	Uline	15.88	Sales tax at 8.75%	Gonzalo Valadez
7050	Safety Expense	Control Operations	Uline	14.12	Shipping	Gonzalo Valadez
7050	Safety Expense	Control Operations	Uline	180.00	Uvex Flex Seal Safety Goggles	Gonzalo Valadez

CVMVCD  
Expenditure Journal - Calcard by Name

From 3/25/2022 Through 4/24/2022

Object Code	Object Title	Dept Title	Vendor	Expenditures	Transaction Description	Card Holder Name
7050	Safety Expense	Control Operations	AmazonBusiness	167.96	Purell Advance Hand Sanitizer Refreshing gel, clean scent, 8	Gonzalo Valadez
7050	Safety Expense	Control Operations	AmazonBusiness	20.44	Sales Tax	Gonzalo Valadez
7050	Safety Expense	Control Operations	AmazonBusiness	65.94	Softsoap liquid hand soap, Fresh Breeze 7.5floz (Pack of 6)	Gonzalo Valadez
7050	Safety Expense	Buildings & Grounds Maintenance	Jernigan's Sporting Goods, I...	200.00	work boots / Oscar Guerrero	Oscar Guerrero
Total 7050	Safety Expense			799.14		
7150	IT Communications	Information Systems	Frontier Communications-Int...	445.98	Internet Services 03/25/22-04/24/22	Abelina Torres
7150	IT Communications	Information Systems	Verizon Business	1,609.12	VOIP phone services 4/1/22-4/30/22	Abelina Torres
7150	IT Communications	Information Systems	Verizon Wireless	2,348.57	District Cellphone Charges 02/08/2022-03/07/2022	Abelina Torres
Total 7150	IT Communications			4,403.67		
7300	Repair & Maintenance	Buildings & Grounds Maintenance	Southwest Boulder & Stone	30.19	TAXES	Armando Gaspar
7300	Repair & Maintenance	Buildings & Grounds Maintenance	Home Depot Stores	32.20	1/2 PVC MALE PLUGS	Armando Gaspar
7300	Repair & Maintenance	Buildings & Grounds Maintenance	Home Depot Stores	32.20	1/2 PVC Plug MPT Threaded	Armando Gaspar
7300	Repair & Maintenance	Buildings & Grounds Maintenance	Home Depot Stores	16.98	12 INCH WOOD STAKES PK 50PCS	Armando Gaspar
7300	Repair & Maintenance	Buildings & Grounds Maintenance	Home Depot Stores	12.97	24X17 INCH SQUARE	Armando Gaspar



CVMVCD  
Expenditure Journal - Calcard by Name

From 3/25/2022 Through 4/24/2022

Object Code	Object Title	Dept Title	Vendor	Expenditures	Transaction Description	Card Holder Name
7300	Repair & Maintenance	Buildings & Grounds Maintenance	Home Depot Stores	5.92	3/8 X 1 7/8 Sleeve Anchors	Armando Gaspar
7300	Repair & Maintenance	Buildings & Grounds Maintenance	Home Depot Stores	9.97	3/8 x 4 Concrete Drill Bit	Armando Gaspar
7300	Repair & Maintenance	Buildings & Grounds Maintenance	Home Depot Stores	44.94	3x 50 Vigoro Weedblock	Armando Gaspar
7300	Repair & Maintenance	Buildings & Grounds Maintenance	Home Depot Stores	4.97	ALUMNIM LINE LEVEL	Armando Gaspar
7300	Repair & Maintenance	Buildings & Grounds Maintenance	Home Depot Stores	74.94	Bender board 3/4X3 5 1/6x 20	Armando Gaspar
7300	Repair & Maintenance	Buildings & Grounds Maintenance	Home Depot Stores	9.47	COARSE THREAD SCREWS 1 5/8	Armando Gaspar
7300	Repair & Maintenance	Buildings & Grounds Maintenance	Home Depot Stores	37.96	FIBER WEED BLOCK	Armando Gaspar
7300	Repair & Maintenance	Buildings & Grounds Maintenance	Home Depot Stores	4.98	JOINT COMPOUND -PINT	Armando Gaspar
7300	Repair & Maintenance	Buildings & Grounds Maintenance	Home Depot Stores	6.50	MASON TWINE YELLOW	Armando Gaspar
7300	Repair & Maintenance	Buildings & Grounds Maintenance	Home Depot Stores	12.98	MOD TRUSS SCREWS	Armando Gaspar
7300	Repair & Maintenance	Buildings & Grounds Maintenance	Home Depot Stores	2.46	Sleeve 1/2 Anchors	Armando Gaspar
7300	Repair & Maintenance	Buildings & Grounds Maintenance	Home Depot Stores	46.00	TAXES	Armando Gaspar
7300	Repair & Maintenance	Buildings & Grounds Maintenance	Home Depot Stores	45.60	WOODFLEX STAKES	Armando Gaspar

CVMVCD  
Expenditure Journal - Calcard by Name

From 3/25/2022 Through 4/24/2022

Object Code	Object Title	Dept Title	Vendor	Expenditures	Transaction Description	Card Holder Name
7300	Repair & Maintenance	Buildings & Grounds Maintenance	Southwest Boulder & Stone	182.58	Desert Gold DG-Sand	Armando Gaspar
7300	Repair & Maintenance	Buildings & Grounds Maintenance	Southwest Boulder & Stone	9.79	Fuel Sur Charge	Armando Gaspar
7300	Repair & Maintenance	Buildings & Grounds Maintenance	Southwest Boulder & Stone	12.78	Fuel Surcharge Fee	Armando Gaspar
7300	Repair & Maintenance	Buildings & Grounds Maintenance	Southwest Boulder & Stone	139.88	Pewter Grey 3/4-1 inch Gravel	Armando Gaspar
7300	Repair & Maintenance	Buildings & Grounds Maintenance	Home Depot Stores	45.60	Wood Flex stakes	Armando Gaspar
7300	Repair & Maintenance	Buildings & Grounds Maintenance	Home Depot Stores	124.90	WOODFLEX BENDER BOARDX 20 FT	Armando Gaspar
7300	Repair & Maintenance	Buildings & Grounds Maintenance	Home Depot Stores	116.90	woodflex bender brd	Oscar Guerrero
7300	Repair & Maintenance	Buildings & Grounds Maintenance	Southwest Boulder & Stone	5.54	tax	Oscar Guerrero
7300	Repair & Maintenance	Buildings & Grounds Maintenance	Home Depot Stores	36.48	woodflexplusstake	Oscar Guerrero
7300	Repair & Maintenance	Buildings & Grounds Maintenance	Southwest Boulder & Stone	21.95	20yr weed barrier	Oscar Guerrero
7300	Repair & Maintenance	Buildings & Grounds Maintenance	Southwest Boulder & Stone	36.96	desert gold DG	Oscar Guerrero
7300	Repair & Maintenance	Buildings & Grounds Maintenance	Home Depot Stores	9.98	wd-40	Oscar Guerrero
7300	Repair & Maintenance	Buildings & Grounds Maintenance	Home Depot Stores	16.55	tax	Oscar Guerrero

CVMVCD  
Expenditure Journal - Calcard by Name

From 3/25/2022 Through 4/24/2022

Object Code	Object Title	Dept Title	Vendor	Expenditures	Transaction Description	Card Holder Name
7300	Repair & Maintenance	Buildings & Grounds Maintenance	Home Depot Stores	5.92	replacement flag kit	Oscar Guerrero
7300	Repair & Maintenance	Buildings & Grounds Maintenance	Home Depot Stores	19.80	flexplusstake	Oscar Guerrero
7300	Repair & Maintenance	Buildings & Grounds Maintenance	Southwest Boulder & Stone	4.43	temporary fuel surcharge fee	Oscar Guerrero
7300	Repair & Maintenance	Buildings & Grounds Maintenance	AmazonBusiness	1,400.00	Salsbury Industries 4975GRY Courier Box, Gray	Oscar Guerrero
7300	Repair & Maintenance	Buildings & Grounds Maintenance	AmazonBusiness	122.50	tax	Oscar Guerrero
Total 7300	Repair & Maintenance			2,743.77		
7360	Software Licensing	Information Systems	Racom Business	0.00	Shipping	Antonio Molina
7360	Software Licensing	Information Systems	Racom Business	0.00	Tax (8.75%)	Antonio Molina
7360	Software Licensing	Information Systems	Racom Business	1,395.27	Visual Studio Professional 2022	Antonio Molina
Total 7360	Software Licensing			1,395.27		
7400	Vehicle Parts & Supplies	Fleet Maintenance	AmazonBusiness	59.39	Adjustable Trailer Stake - 4 pack	Greeman Diane
7400	Vehicle Parts & Supplies	Fleet Maintenance	AmazonBusiness	74.97	Closed Trailer Center Caps	Greeman Diane
7400	Vehicle Parts & Supplies	Fleet Maintenance	AmazonBusiness	299.98	Drive Belt	Greeman Diane
7400	Vehicle Parts & Supplies	Fleet Maintenance	AmazonBusiness	24.48	Fprged D-Ring for trailer	Greeman Diane
7400	Vehicle Parts & Supplies	Fleet Maintenance	AmazonBusiness	108.84	Hitch Mount	Greeman Diane

CVMVCD  
Expenditure Journal - Calcard by Name

From 3/25/2022 Through 4/24/2022

Object Code	Object Title	Dept Title	Vendor	Expenditures	Transaction Description	Card Holder Name
7400	Vehicle Parts & Supplies	Fleet Maintenance	AmazonBusiness	159.99	Off Road Drive Belt	Greeman Diane
7400	Vehicle Parts & Supplies	Fleet Maintenance	AmazonBusiness	249.99	Plastic Hard Roof Top	Greeman Diane
7400	Vehicle Parts & Supplies	Fleet Maintenance	AmazonBusiness	(64.59)	Refund	Greeman Diane
7400	Vehicle Parts & Supplies	Fleet Maintenance	AmazonBusiness	127.99	Swivel Caster Set of 4	Greeman Diane
7400	Vehicle Parts & Supplies	Fleet Maintenance	AmazonBusiness	96.74	Tax	Greeman Diane
7400	Vehicle Parts & Supplies	Fleet Maintenance	Liewer Enterprises, Inc.	83.68	Armature Magneto	Greeman Diane
7400	Vehicle Parts & Supplies	Fleet Maintenance	Liewer Enterprises, Inc.	8.26	Boot Spark Plug	Greeman Diane
7400	Vehicle Parts & Supplies	Fleet Maintenance	Liewer Enterprises, Inc.	503.40	Brake Pads & Pins - Steer Brakes	Greeman Diane
7400	Vehicle Parts & Supplies	Fleet Maintenance	Liewer Enterprises, Inc.	166.21	Caliper, Park Brake - Left	Greeman Diane
7400	Vehicle Parts & Supplies	Fleet Maintenance	Liewer Enterprises, Inc.	166.21	Caliper, Park Brake - Right	Greeman Diane
7400	Vehicle Parts & Supplies	Fleet Maintenance	Liewer Enterprises, Inc.	269.99	Carburetor	Greeman Diane
7400	Vehicle Parts & Supplies	Fleet Maintenance	Liewer Enterprises, Inc.	254.89	Drive Belt	Greeman Diane
7400	Vehicle Parts & Supplies	Fleet Maintenance	Liewer Enterprises, Inc.	147.45	Gauge	Greeman Diane
7400	Vehicle Parts & Supplies	Fleet Maintenance	Liewer Enterprises, Inc.	64.42	Pinion, Helical	Greeman Diane
7400	Vehicle Parts & Supplies	Fleet Maintenance	Liewer Enterprises, Inc.	25.12	Relay, Micro 280-SPDT	Greeman Diane
7400	Vehicle Parts & Supplies	Fleet Maintenance	Liewer Enterprises, Inc.	25.12	Relay, Ultra Micro, SPNO 20A	Greeman Diane
7400	Vehicle Parts & Supplies	Fleet Maintenance	Liewer Enterprises, Inc.	107.88	Replacement Seal Kit (4 PK)	Greeman Diane
7400	Vehicle Parts & Supplies	Fleet Maintenance	Liewer Enterprises, Inc.	194.18	Shield ASM Muffler	Greeman Diane
7400	Vehicle Parts & Supplies	Fleet Maintenance	Liewer Enterprises, Inc.	55.25	Shipping	Greeman Diane

CVMVCD  
Expenditure Journal - Calcard by Name

From 3/25/2022 Through 4/24/2022

Object Code	Object Title	Dept Title	Vendor	Expenditures	Transaction Description	Card Holder Name
7400	Vehicle Parts & Supplies	Fleet Maintenance	Liewer Enterprises, Inc.	13.08	Spring, Exhaust Connecting	Greeman Diane
7400	Vehicle Parts & Supplies	Fleet Maintenance	Liewer Enterprises, Inc.	239.02	Starter, Solenoid Shift	Greeman Diane
7400	Vehicle Parts & Supplies	Fleet Maintenance	Liewer Enterprises, Inc.	63.09	Switch, Left Hand Controls	Greeman Diane
7400	Vehicle Parts & Supplies	Fleet Maintenance	World of Powersports	59.43	Clip - Screw #8/10	Greeman Diane
7400	Vehicle Parts & Supplies	Fleet Maintenance	World of Powersports	254.49	Fan	Greeman Diane
7400	Vehicle Parts & Supplies	Fleet Maintenance	World of Powersports	(115.99)	Refund for Returned Items	Greeman Diane
7400	Vehicle Parts & Supplies	Fleet Maintenance	World of Powersports	24.99	Screen-Radiator	Greeman Diane
7400	Vehicle Parts & Supplies	Fleet Maintenance	World of Powersports	45.50	Tax & Shipping	Greeman Diane
Total 7400	Vehicle Parts & Supplies			3,793.45		
7500	Small Tools Furniture & Equip	Buildings & Grounds Maintenance	CarQuest Auto Parts	9.00	OEM Wire Trminial	Armando Gaspar
7500	Small Tools Furniture & Equip	Buildings & Grounds Maintenance	CarQuest Auto Parts	15.21	Strip/Crimper	Armando Gaspar
7500	Small Tools Furniture & Equip	Buildings & Grounds Maintenance	CarQuest Auto Parts	2.12	TAXES	Armando Gaspar
7500	Small Tools Furniture & Equip	Fleet Maintenance	Home Depot Pro	319.00	2700 PSI 1.1 GPM COLD WATER ELECTRIC PRESSURE WASTER	Greeman Diane
7500	Small Tools Furniture & Equip	Fleet Maintenance	Home Depot Pro	138.54	BESSEY All-Steel Clamp	Greeman Diane
7500	Small Tools Furniture & Equip	Fleet Maintenance	Home Depot Pro	138.54	Clamps	Greeman Diane
7500	Small Tools Furniture & Equip	Fleet Maintenance	Home Depot Pro	249.00	Milwaukee 18 Volt Battery Pack (2)	Greeman Diane

CVMVCD  
Expenditure Journal - Calcard by Name

From 3/25/2022 Through 4/24/2022

Object Code	Object Title	Dept Title	Vendor	Expenditures	Transaction Description	Card Holder Name
7500	Small Tools Furniture & Equip	Fleet Maintenance	Home Depot Pro	99.27	Milwaukee Titanium Drill Bit Set	Greeman Diane
7500	Small Tools Furniture & Equip	Fleet Maintenance	Home Depot Pro	249.95	NOCO Lithium Jump Starter	Greeman Diane
7500	Small Tools Furniture & Equip	Fleet Maintenance	Home Depot Pro	65.02	Schumacher Manual Wheel Changer	Greeman Diane
7500	Small Tools Furniture & Equip	Fleet Maintenance	Home Depot Pro	118.92	Tax	Greeman Diane
7500	Small Tools Furniture & Equip	Fleet Maintenance	Home Depot Pro	65.02	WEN Quick Release Vise	Greeman Diane
7500	Small Tools Furniture & Equip	Fleet Maintenance	Home Depot Stores	(224.42)	Refund	Greeman Diane
7500	Small Tools Furniture & Equip	Fleet Maintenance	AmazonBusiness	(3.61)	Coupon Discount	Greeman Diane
7500	Small Tools Furniture & Equip	Fleet Maintenance	AmazonBusiness	32.32	Digital Caliper	Greeman Diane
7500	Small Tools Furniture & Equip	Fleet Maintenance	AmazonBusiness	39.58	Drive Impact Adapter Set (6 pc)	Greeman Diane
7500	Small Tools Furniture & Equip	Fleet Maintenance	AmazonBusiness	23.50	Drive Impact Pinless Universal Joint	Greeman Diane
7500	Small Tools Furniture & Equip	Fleet Maintenance	AmazonBusiness	163.15	Flex Head Ratchet Set	Greeman Diane
7500	Small Tools Furniture & Equip	Fleet Maintenance	AmazonBusiness	119.68	Front End Srvce Set	Greeman Diane
7500	Small Tools Furniture & Equip	Fleet Maintenance	AmazonBusiness	52.06	Funnel Storage System	Greeman Diane
7500	Small Tools Furniture & Equip	Fleet Maintenance	AmazonBusiness	46.07	Joint Fork Removing Adapter	Greeman Diane
7500	Small Tools Furniture & Equip	Fleet Maintenance	AmazonBusiness	39.97	Magnetic Bubble Level	Greeman Diane
7500	Small Tools Furniture & Equip	Fleet Maintenance	AmazonBusiness	14.98	Magnetic Torpedo Level	Greeman Diane
7500	Small Tools Furniture & Equip	Fleet Maintenance	AmazonBusiness	63.00	Modified Rolling Head Bar	Greeman Diane
7500	Small Tools Furniture & Equip	Fleet Maintenance	AmazonBusiness	76.12	Oil Funnel Kit	Greeman Diane
7500	Small Tools Furniture & Equip	Fleet Maintenance	AmazonBusiness	129.00	RMS Clamp Meter	Greeman Diane

CVMVCD  
Expenditure Journal - Calcard by Name

From 3/25/2022 Through 4/24/2022

Object Code	Object Title	Dept Title	Vendor	Expenditures	Transaction Description	Card Holder Name
7500	Small Tools Furniture & Equip	Fleet Maintenance	AmazonBusiness	122.08	Sq. Drive Ratchet, Tool only	Greeman Diane
7500	Small Tools Furniture & Equip	Fleet Maintenance	AmazonBusiness	80.64	Tax	Greeman Diane
Total 7500	Small Tools Furniture & Equip			2,243.71		
7575	Surveillance	Surveillance & Quality Control	Allied Electronics, Inc.	1,038.00	6 volt batteries	Arturo Gutierrez
7575	Surveillance	Surveillance & Quality Control	Allied Electronics, Inc.	13.00	shipping	Arturo Gutierrez
7575	Surveillance	Surveillance & Quality Control	Allied Electronics, Inc.	90.83	taxes	Arturo Gutierrez
7575	Surveillance	Surveillance & Quality Control	Life Technologies Corporation	6,262.48	5X Magmax-96 Viral Kit	G Perezchica Harvey
7575	Surveillance	Surveillance & Quality Control	Life Technologies Corporation	653.95	tax and fees	G Perezchica Harvey
7575	Surveillance	Surveillance & Quality Control	Mosquito & Vector Control A...	682.00	Mosquito pool test - December 2021	G Perezchica Harvey
Total 7575	Surveillance			8,740.26		
7600	Staff Training	Surveillance & Quality Control	ESA Pacific Branch Meeting ...	14.25	breakfast	Jennifer Henke
7600	Staff Training	Surveillance & Quality Control	ESA Pacific Branch Meeting ...	32.45	dinner	Jennifer Henke
7600	Staff Training	Surveillance & Quality Control	ESA Pacific Branch Meeting ...	819.48	hotel	Jennifer Henke
7600	Staff Training	Public Outreach	Government Social Media C...	16.24	3/28 Dinner	Luz Moncada
7600	Staff Training	Public Outreach	Government Social Media C...	26.82	3/28 Lunch	Luz Moncada
7600	Staff Training	Public Outreach	Government Social Media C...	31.13	3/29 Dinner	Luz Moncada
7600	Staff Training	Public Outreach	Government Social Media C...	8.50	3/29 Lunch	Luz Moncada
7600	Staff Training	Public Outreach	Government Social Media C...	41.63	3/30 Dinner	Luz Moncada
7600	Staff Training	Public Outreach	Government Social Media C...	12.99	3/31 Lunch	Luz Moncada
7600	Staff Training	Public Outreach	Government Social Media C...	537.30	Hotel Room	Luz Moncada
7600	Staff Training	Public Outreach	Government Social Media C...	14.48	Snacks	Luz Moncada
7600	Staff Training	Public Outreach	Government Social Media C...	100.06	Uber	Luz Moncada

CVMVCD  
Expenditure Journal - Calcard by Name

From 3/25/2022 Through 4/24/2022

Object Code	Object Title	Dept Title	Vendor	Expenditures	Transaction Description	Card Holder Name
Total 7600	Staff Training			1,655.33		
7680	Cloud Computing Services	Information Systems	Connection	2,923.20	Data Protection, Cloud to Cloud Backup, per User, 1 Month (B)	Antonio Molina
7680	Cloud Computing Services	Information Systems	Connection	0.00	Shipping	Antonio Molina
7680	Cloud Computing Services	Information Systems	Connection	0.00	Tax (8.7500)	Antonio Molina
Total 7680	Cloud Computing Services			2,923.20		
7750	Field Supplies	RIFA	99 Cent Only Stores	17.97	1 Gallon Jug of Degreaser	Geneva Ginn
7750	Field Supplies	RIFA	99 Cent Only Stores	10.43	Spray bottles of Degeaser	Geneva Ginn
7750	Field Supplies	RIFA	99 Cent Only Stores	2.49	Taxes	Geneva Ginn
7750	Field Supplies	RIFA	Blackburn Mfg. Co.	286.50	24wire staff Flags_FlowRed Color 3 cs. of 1000ct.	Geneva Ginn
7750	Field Supplies	RIFA	Blackburn Mfg. Co.	71.13	Shipping	Geneva Ginn
7750	Field Supplies	RIFA	Blackburn Mfg. Co.	20.78	Taxes	Geneva Ginn
7750	Field Supplies	RIFA	Harbor Freight Tools	10.43	Bench Brush	Geneva Ginn
7750	Field Supplies	RIFA	Harbor Freight Tools	7.38	Detail Brush (set of 6)	Geneva Ginn
7750	Field Supplies	RIFA	Harbor Freight Tools	27.93	Putty Knife	Geneva Ginn
7750	Field Supplies	RIFA	Harbor Freight Tools	0.10	Shopping Bag	Geneva Ginn
7750	Field Supplies	RIFA	Harbor Freight Tools	4.03	Taxes	Geneva Ginn
7750	Field Supplies	RIFA	Sam's Club	314.00	Hot Dog Lure (40) per pack	Geneva Ginn
7750	Field Supplies	RIFA	Smart&Final	197.67	(30pks) Farmer John Hot Dogs	Geneva Ginn
7750	Field Supplies	Control Operations	Home Depot Stores	110.00	#18 x 250ft Nylon braided Mason Twine, Pink	Gonzalo Valadez
7750	Field Supplies	Control Operations	Home Depot Stores	113.82	3lbs Fiberglass Drilling Hammer	Gonzalo Valadez
7750	Field Supplies	Control Operations	Home Depot Stores	134.70	3M 1.88 x 60 yds. Utility Duct Tape (2 rolls/pack)	Gonzalo Valadez
7750	Field Supplies	Control Operations	Home Depot Stores	48.68	5 gal Homer Bucket (10 pack)	Gonzalo Valadez
7750	Field Supplies	Control Operations	Home Depot Stores	95.88	Channellock 7in diagonal cutting pliers	Gonzalo Valadez
7750	Field Supplies	Control Operations	Home Depot Stores	46.68	Combination lock, resettable	Gonzalo Valadez



CVMVCD  
Expenditure Journal - Calcard by Name

From 3/25/2022 Through 4/24/2022

Object Code	Object Title	Dept Title	Vendor	Expenditures	Transaction Description	Card Holder Name
7750	Field Supplies	Control Operations	Home Depot Stores	68.00	Commercial Electric 8 in UV cable tie, black (1000-pack)	Gonzalo Valadez
7750	Field Supplies	Control Operations	Home Depot Stores	79.92	Fiskars 1-1/2 in cut capacity bypass lopper with blade and h	Gonzalo Valadez
7750	Field Supplies	Invasive Aedes	Home Depot Stores	89.85	G25 330 lumens Bulls-Eye Spot Beam LED Flashlight	Gonzalo Valadez
7750	Field Supplies	Control Operations	Home Depot Stores	95.88	HDX 27 gal. tough storage tote in black with yellow lid.	Gonzalo Valadez
7750	Field Supplies	Control Operations	Home Depot Stores	8.76	HDX 81froz Germicidal Bleach	Gonzalo Valadez
7750	Field Supplies	Control Operations	Home Depot Stores	212.80	Master Lock cable lock with key, assorted colors, 3 pack	Gonzalo Valadez
7750	Field Supplies	Invasive Aedes	Home Depot Stores	(97.71)	Refund	Gonzalo Valadez
7750	Field Supplies	Invasive Aedes	Home Depot Stores	8.99	Shipping for 2gal Victory water coolers.	Gonzalo Valadez
7750	Field Supplies	Control Operations	Home Depot Stores	112.74	Taxes	Gonzalo Valadez
7750	Field Supplies	Invasive Aedes	Home Depot Stores	129.70	Victory 2 gal Red Cooler	Gonzalo Valadez
7750	Field Supplies	Control Operations	Home Depot Stores	44.85	Wiss 8.5 in. All purpose utility shears	Gonzalo Valadez
Total 7750	Field Supplies			2,274.38		
8415	Capital Outlay	Information Systems	Staples Technology Solutions	1,718.16	Cisco 10GBBASE-LARM SFP Module	Antonio Molina
8415	Capital Outlay	Information Systems	Staples Technology Solutions	420.95	Cisco C9300 DNA Essentials	Antonio Molina
8415	Capital Outlay	Information Systems	Staples Technology Solutions	1,216.28	Tax	Antonio Molina
8415	Capital Outlay	Information Systems	Staples Technology Solutions	9,838.56	Cisco Catalyst 9300 24-port	Antonio Molina
8415	Capital Outlay	Information Systems	Staples Technology Solutions	1,922.72	Cisco Catalyst 9300 8 X 10GE Network Module	Antonio Molina
8415	Capital Outlay	Information Systems	Staples Technology Solutions	787.48	Cisco SMARTnet 12 Months (1 year)	Antonio Molina
8415	Capital Outlay	Information Systems	Staples Technology Solutions	0.00	Shipping	Antonio Molina
8415	Capital Outlay	Information Systems	Staples Technology Solutions	10.00	Shipping	Edward Prendez

CVMVCD  
Expenditure Journal - Calcard by Name

From 3/25/2022 Through 4/24/2022

Object Code	Object Title	Dept Title	Vendor	Expenditures	Transaction Description	Card Holder Name
8415	Capital Outlay	Information Systems	Staples Technology Solutions	787.48	Cisco SMARTnet 12 Months (1 year)	Edward Predez
8415	Capital Outlay	Information Systems	Staples Technology Solutions	1,922.72	Cisco Catalyst 9300 8 X 10GE Network Module	Edward Predez
8415	Capital Outlay	Information Systems	Staples Technology Solutions	9,838.56	Cisco Catalyst 9300 24-port	Edward Predez
8415	Capital Outlay	Information Systems	Staples Technology Solutions	1,206.28	Tax (8.7500)	Edward Predez
8415	Capital Outlay	Information Systems	Staples Technology Solutions	420.95	Cisco C9300 DNA Essentials	Edward Predez
8415	Capital Outlay	Information Systems	Staples Technology Solutions	1,718.16	Cisco 10GBBASE-LARM SFP Module	Edward Predez
Total 8415	Capital Outlay			31,808.30		
Report Total				66,912.21		

Coachella Valley Mosquito and Vector Control District  
**FINANCES AT A GLANCE**  
**ALL FUNDS COMBINED**  
For the Month Ended April 30, 2022

	Beginning of the Month	Change During the Month	End of the Month
INVESTMENTS	12,478,385	(352,371)	12,126,014
CASH	349,995	(182,839)	167,156
INVESTMENTS & CASH	12,828,380	(535,210)	12,293,170
CURRENT ASSETS	1,747,471	(50,297)	1,697,174
FIXED ASSETS	9,632,595	-	9,632,595
OTHER ASSETS	4,995,513	-	4,995,513
TOTAL ASSETS	29,203,960	(585,507)	28,618,452
TOTAL LIABILITIES	5,774,344	(36,675)	5,737,668
TOTAL DISTRICT EQUITY	23,429,616	(548,832)	22,880,784
TOTAL LIABILITIES & EQUITY	29,203,960	(585,507)	28,618,452
RECEIPTS			
		\$ 437,808	
CASH DISBURSEMENTS			
Payroll	\$ 642,447		
General Admin	\$ 330,572		
Total Cash Disbursements		\$ (973,018)	
NON-CASH ENTRIES:			
Accrual Modifications - Changes in A/P, A/R & Pre-paid insurance		\$ (50,297)	
Change during Month - Excess of Cash over Receipts & Non-Cash Adjustments		\$ (585,507)	

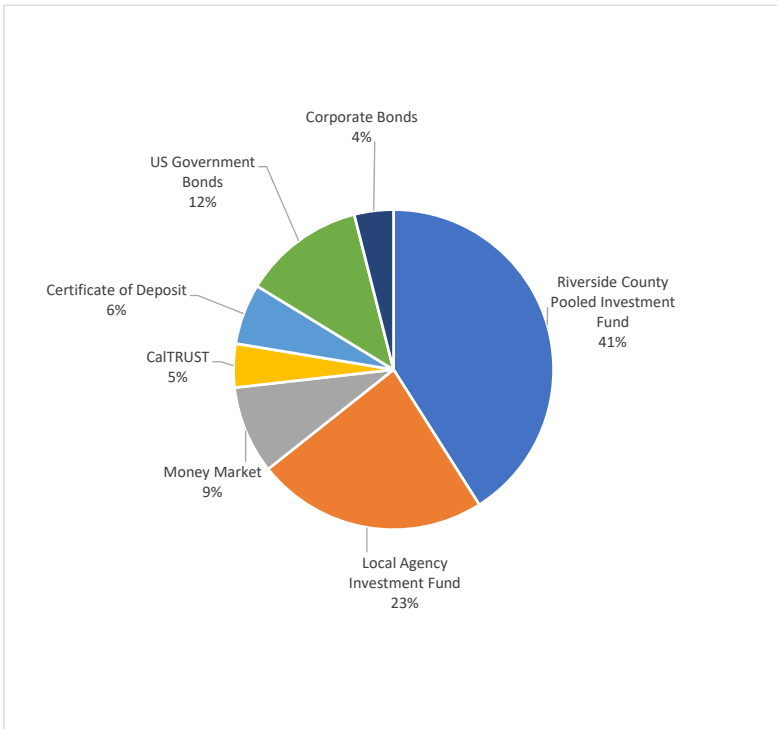
**CVMVCD**  
Cash Journal - deposits  
From 4/1/2022 Through 4/30/2022

Effective ...	Transaction Description	Deposits	Payee/Recipient Name
4/7/2022	April receipts CY Sec	419,037.33	Riverside County
4/15/2022	April receipts - LAIF Interest	2,227.81	Local Agency Investment Fund
4/28/2022	Rental receipt	15,000.00	Coachella Valley Unified School District
4/30/2022	April receipts	17.44	California Bank & Trust
4/30/2022	April receipts	2.40	Marissa Kelling
4/30/2022	April receipts - Public Records Request	9.00	Brad Anderson
4/30/2022	April receipts - Rebate	100.00	Syngenta
4/30/2022	April receipts - refund	148.76	London Fog
4/30/2022	April receipts - reimbursement	329.81	Petty Cash
4/30/2022	April receipts - Reimbursement	<u>935.52</u>	VSP
Report Total		<u><u>437,808.07</u></u>	

**COACHELLA VALLEY MOSQUITO AND VECTOR CONTROL DISTRICT  
INVESTMENT FUND BALANCES AS OF APRIL 30, 2022**

INSTITUTION	IDENTIFICATION	Issue Date	Maturity Date	YIELD	General Fund	Thermal Capital Fund	Capital Equipment Replacement Fund	Capital Facility Replacement Fund	BALANCE
LAIF	Common Investments			0.51%	2,532,521	29,938	22,243	244,604	\$ 2,829,306
Riverside County	Funds 51105 & 51115			0.56%	4,450,248	52,609	39,086	429,827	\$ 4,971,770
CalTRUST	Medium Term Fund			0.21%	478,853	5,661	4,206	46,250	\$ 534,970
CA Bank & Trust	Market Rate			0.02%	947,002	11,195	8,317	91,466	\$ 1,057,981
Pershing	Market Rate			0.00%	15,524	184	136	1,499	\$ 17,343
BMW Bank	Certificate of Deposit	11/20/2020	11/20/2025	0.50%			59,440	188,226	\$ 247,665
State BK of India	Certificate of Deposit	11/23/2020	11/24/2025	0.55%			59,557	188,597	\$ 248,153
Goldman Sachs	Certificate of Deposit	9/21/2021	9/22/2026	1.05%		37,736	50,474	159,833	\$ 248,043
Federal Home Ln	US Government Bonds	11/24/2020	11/24/2025	0.63%			179,402	568,108	\$ 747,510
Federal Natl Mtg Assn	US Government Bonds	11/25/2020	11/25/2025	0.63%			178,461	565,127	\$ 743,588
Bank Amer Corp	Corporate Bonds	11/25/2020	11/25/2025	0.65%			115,124	364,561	\$ 479,685
<b>Total Investments</b>					8,424,149	137,322	716,446	2,848,097	<b>\$ 12,126,014</b>

**PORTFOLIO COMPOSITION AS OF APRIL 30, 2022  
WEIGHTED YIELD 0.51%**



In compliance with the California Code Section 53646; the Finance Administrator of the Coachella Valley Mosquito and Vector Control District hereby certifies that sufficient liquidity and anticipated revenue are available to meet the District's budgeted expenditure requirements for the next six months.

Investments in the report meet the requirements of the Coachella Valley Mosquito and Vector Control District's adopted investment policy

Respectfully submitted

\_\_\_\_\_  
NOTED AND APPROVED

CVMVCD  
Statement of Revenue and Expenditures  
April 30, 2022

		Annual Budget	YTD Budget	YTD Actual	YTD Budget Variance	Current Period Budget	Current Period Actual	Current Period Variance	Annual Budget Variance	Percent Annual Budget
<b>Revenues</b>										
4000	Property Tax - Current	4,121,655	2,606,297	<b>2,765,637</b>	159,340	394,849	<b>419,037</b>	24,188	(1,356,018)	(33)%
4010	Property Tax - Curr. Su	30,561	0	<b>0</b>	0	0	<b>0</b>	0	(30,561)	(100)%
4020	Property Tax - Curr. Un	170,821	165,780	<b>196,264</b>	30,483	0	<b>0</b>	0	25,443	15 %
4030	Homeowners Tax Relie	36,430	30,908	<b>18,839</b>	(12,069)	12,693	<b>0</b>	(12,693)	(17,591)	(48)%
4070	Property Tax - Prior Su	23,736	0	<b>60,757</b>	60,757	0	<b>0</b>	0	37,021	156 %
4080	Property Tax - Prior Un	9,069	0	<b>0</b>	0	0	<b>0</b>	0	(9,069)	(100)%
4090	Redevelopment Pass-TI	5,406,064	2,703,032	<b>3,002,448</b>	299,416	0	<b>0</b>	0	(2,403,616)	(44)%
4520	Interest Income - LAIF,	42,000	31,500	<b>24,459</b>	(7,041)	0	<b>2,245</b>	2,245	(17,541)	(42)%
4530	Other Miscellaneous Re	63,000	52,500	<b>34,672</b>	(17,828)	5,250	<b>1,525</b>	(3,725)	(28,328)	(45)%
4551	Benefit Assessment Inc	2,299,810	1,228,967	<b>1,265,864</b>	36,897	0	<b>0</b>	0	(1,033,946)	(45)%
	Total Revenues	12,203,146	6,818,985	<b>7,368,941</b>	549,956	412,792	<b>422,808</b>	10,016	(4,834,205)	(40)%

**Expenditures**

**Payroll Expenses**

5101	Payroll - FT	5,373,288	4,455,181	<b>4,351,867</b>	103,314	459,060	<b>416,363</b>	42,697	1,021,420	19 %
5102	Payroll Seasonal	203,400	169,500	<b>200,403</b>	(30,903)	16,950	<b>4,260</b>	12,690	2,997	1 %
5103	Temporary Services	6,900	6,900	<b>0</b>	6,900	0	<b>0</b>	0	6,900	100 %
5105	Payroll - Overtime Expe	45,120	37,600	<b>4,506</b>	33,094	3,760	<b>493</b>	3,267	40,614	90 %
5150	CalPERS State Retirem	1,873,120	1,786,448	<b>1,770,136</b>	16,312	43,337	<b>105,112</b>	(61,776)	102,984	5 %
5155	Social Security Expense	331,680	275,047	<b>285,834</b>	(10,787)	28,317	<b>27,228</b>	1,089	45,846	14 %
5165	Medicare Expense	77,570	64,326	<b>68,018</b>	(3,692)	6,623	<b>6,368</b>	255	9,552	12 %
5170	Cafeteria Plan	1,141,827	945,843	<b>1,050,147</b>	(104,303)	97,993	<b>115,188</b>	(17,195)	91,680	8 %
5172	Retiree Healthcare	372,588	310,490	<b>327,049</b>	(16,559)	31,049	<b>32,262</b>	(1,213)	45,539	12 %
5180	Deferred Compensator	108,010	89,800	<b>97,822</b>	(8,022)	9,105	<b>30,410</b>	(21,305)	10,188	9 %
5195	Unemployment Insuran	34,236	28,276	<b>32,083</b>	(3,807)	2,980	<b>407</b>	2,573	2,153	6 %
	Total Payroll Expenses	9,567,740	8,169,411	<b>8,187,866</b>	(18,455)	699,174	<b>738,092</b>	(38,918)	1,379,874	14 %

CVMVCD  
Statement of Revenue and Expenditures  
April 30, 2022

		YTD	Current		Current	Current	Current	Annual	Percent	
		Budget	Period		Period	Period	Period	Budget	Annual	
						<b>Current</b>				
		Annual Budget	YTD Budget	<b>YTD Actual</b>	Variance	Budget	<b>Period Actual</b>	Variance	Variance	Budget
<b>Administrative Expenses</b>										
5250	Tuition Reimbursement	20,000	16,667	<b>8,825</b>	7,842	1,667	<b>1,908</b>	(241)	11,175	56 %
5300	Employee Incentive	15,500	12,917	<b>6,263</b>	6,654	1,292	<b>129</b>	1,162	9,237	60 %
5301	Employee Support	0	0	<b>959</b>	(959)	0	<b>107</b>	(107)	(959)	0 %
5302	Wellness	5,600	4,667	<b>572</b>	4,094	467	<b>0</b>	467	5,028	90 %
5305	Employee Assistance Pr	3,200	2,667	<b>2,538</b>	129	267	<b>0</b>	267	662	21 %
6000	Property & Liability Inst	156,406	127,005	<b>152,906</b>	(25,901)	14,701	<b>17,526</b>	(2,825)	3,500	2 %
6001	Workers' Compensator	181,607	138,839	<b>69,487</b>	69,352	21,384	<b>21,345</b>	39	112,120	62 %
6050	Dues & Memberships	42,816	36,508	<b>30,868</b>	5,641	2,902	<b>0</b>	2,902	11,948	28 %
6060	Reproduction & Printing	7,950	7,458	<b>3,325</b>	4,133	246	<b>24</b>	222	4,625	58 %
6065	Recruitment/Advertisin	7,500	6,250	<b>3,979</b>	2,271	625	<b>240</b>	385	3,521	47 %
6070	Office Supplies	17,111	14,259	<b>8,801</b>	5,458	1,426	<b>1,212</b>	214	8,310	49 %
6075	Postage	5,750	4,792	<b>518</b>	4,274	479	<b>0</b>	479	5,232	92 %
6080	Computer & Network S	8,199	6,833	<b>7,582</b>	(749)	683	<b>332</b>	352	617	8 %
6085	Bank Service Charges	200	167	<b>(21)</b>	187	17	<b>4</b>	13	221	110 %
6090	Local Agency Formatior	2,400	2,400	<b>2,243</b>	157	0	<b>0</b>	0	157	7 %
6095	Professional Fees	192,000	178,500	<b>127,546</b>	50,954	31,750	<b>20,484</b>	11,266	64,454	34 %
6100	Attorney Fees	68,000	56,667	<b>50,407</b>	6,260	5,667	<b>0</b>	5,667	17,593	26 %
6105	Legal Services / Filing F	1,000	833	<b>0</b>	833	83	<b>0</b>	83	1,000	100 %
6106	HR Risk Management	6,000	5,000	<b>1,500</b>	3,500	500	<b>0</b>	500	4,500	75 %
6110	Conference Expense	44,400	41,433	<b>17,578</b>	23,855	1,483	<b>3</b>	1,480	26,822	60 %
6115	In-Lieu	13,200	11,000	<b>10,300</b>	700	1,100	<b>1,000</b>	100	2,900	22 %
6120	Trustee Support	7,600	6,333	<b>694</b>	5,639	633	<b>0</b>	633	6,906	91 %
6200	Meetings Expense	4,890	4,075	<b>2,483</b>	1,592	408	<b>32</b>	376	2,407	49 %
6210	Promotion & Education	5,000	5,000	<b>2,784</b>	2,216	0	<b>22</b>	(22)	2,216	44 %
6220	Public Outreach Adverti	46,000	46,000	<b>40,130</b>	5,870	0	<b>21,435</b>	(21,435)	5,870	13 %
6500	Benefit Assessment Exp	86,000	86,000	<b>143,466</b>	(57,466)	0	<b>0</b>	0	(57,466)	(67)%
<b>Total Administrative Expenses</b>		<b>948,329</b>	<b>822,269</b>	<b>695,733</b>	<b>126,536</b>	<b>87,778</b>	<b>85,803</b>	<b>1,975</b>	<b>252,596</b>	<b>27 %</b>
<b>Utilities</b>										
640	Utilities	106,000	88,333	<b>92,227</b>	(3,893)	8,833	<b>0</b>	8,833	13,773	13 %
641	Telecommunications	1,824	1,520	<b>1,528</b>	(8)	152	<b>0</b>	152	296	16 %
<b>Total Utilities</b>		<b>107,824</b>	<b>89,853</b>	<b>93,755</b>	<b>(3,902)</b>	<b>8,985</b>	<b>0</b>	<b>8,985</b>	<b>14,069</b>	<b>13 %</b>

CVMVCD  
Statement of Revenue and Expenditures  
April 30, 2022

	Annual Budget	YTD Budget	YTD Actual	YTD Budget Variance	Current Period Budget	Current Period Actual	Current Period Variance	Annual Budget Variance	Percent Annual Budget
<b>Operating</b>									
7000 Uniform Expense	44,727	37,350	<b>38,806</b>	(1,456)	3,689	<b>3,040</b>	649	5,921	13 %
7050 Safety Expense	32,375	27,038	<b>20,052</b>	6,985	2,669	<b>760</b>	1,909	12,323	38 %
7100 Physican Fees	5,000	4,167	<b>2,640</b>	1,527	417	<b>325</b>	92	2,360	47 %
7150 IT Communications	56,860	47,383	<b>38,348</b>	9,036	4,738	<b>0</b>	4,738	18,512	33 %
7200 Household Supplies	3,000	2,500	<b>2,621</b>	(121)	250	<b>0</b>	250	379	13 %
7300 Repair & Maintenance	42,000	35,000	<b>46,111</b>	(11,111)	3,500	<b>4,175</b>	(675)	(4,111)	(10)%
7310 Maintenance & Calibrat	6,170	6,170	<b>4,831</b>	1,339	0	<b>0</b>	0	1,339	22 %
7350 Permits, Licenses & Fee	8,273	7,422	<b>7,531</b>	(109)	426	<b>0</b>	426	742	9 %
7360 Software Licensing	22,305	22,305	<b>18,795</b>	3,510	19,900	<b>1,395</b>	18,505	3,510	16 %
7400 Vehicle Parts & Supplie	44,720	37,267	<b>38,839</b>	(1,573)	3,727	<b>6,105</b>	(2,378)	5,881	13 %
7420 Offsite Vehicle Maint &	17,343	14,452	<b>7,783</b>	6,669	1,445	<b>395</b>	1,050	9,559	55 %
7450 Equipment Parts & Sup	28,620	24,645	<b>12,383</b>	12,262	1,750	<b>61</b>	1,689	16,237	57 %
7500 Small Tools Furniture &	4,400	3,667	<b>3,151</b>	516	367	<b>2,244</b>	(1,877)	1,249	28 %
7550 Lab Supplies & Expense	36,700	30,283	<b>15,781</b>	14,502	3,208	<b>2,399</b>	810	20,919	58 %
7570 Aerial Pool Surveillance	26,000	0	<b>0</b>	0	0	<b>0</b>	0	26,000	100 %
7575 Surveillance	60,360	56,842	<b>65,764</b>	(8,922)	1,759	<b>8,740</b>	(6,981)	(5,404)	(9)%
7600 Staff Training	85,824	73,753	<b>46,316</b>	27,437	6,385	<b>1,369</b>	5,016	39,508	46 %
7650 Equipment Rental	1,000	833	<b>297</b>	536	83	<b>0</b>	83	703	70 %
7675 Contract Services	109,720	91,853	<b>108,579</b>	(16,725)	7,938	<b>10,078</b>	(2,140)	1,142	1 %
7680 Cloud Computing Servis	101,370	81,455	<b>87,877</b>	(6,422)	26,925	<b>41,961</b>	(15,036)	13,493	13 %
7700 Motor Fuel & Oils	80,000	66,667	<b>92,437</b>	(25,770)	6,667	<b>13,003</b>	(6,336)	(12,437)	(16)%
7750 Field Supplies	14,600	12,167	<b>5,842</b>	6,324	1,217	<b>979</b>	237	8,758	60 %
7800 Control Products	711,280	667,505	<b>427,018</b>	240,487	47,378	<b>0</b>	47,378	284,262	40 %
7850 Aerial Applications	209,213	174,344	<b>163,221</b>	11,123	17,434	<b>17,017</b>	418	45,992	22 %
7860 Unmanned Aircraft App	40,000	33,333	<b>26,318</b>	7,016	3,333	<b>16,208</b>	(12,874)	13,682	34 %
8415 Capital Outlay	46,343	40,919	<b>26,163</b>	14,756	2,712	<b>0</b>	2,712	20,180	44 %
8510 Research Projects	182,093	161,159	<b>132,880</b>	28,279	10,473	<b>11,427</b>	(954)	49,213	27 %
9000 Contingency Expense	109,750	91,458	<b>0</b>	91,458	9,146	<b>0</b>	9,146	109,750	100 %
<b>Total Operating</b>	<b>2,130,046</b>	<b>1,851,938</b>	<b>1,440,386</b>	<b>411,552</b>	<b>187,536</b>	<b>141,679</b>	<b>45,856</b>	<b>689,660</b>	<b>32 %</b>
<b>Contribution to Capital Reserves</b>									
890 Transfer to other funds	481,300	401,083	<b>401,083</b>	0	40,108	<b>40,108</b>	0	80,217	17 %
<b>Total Contribution to Capital Reserves</b>	<b>481,300</b>	<b>401,083</b>	<b>401,083</b>	<b>0</b>	<b>40,108</b>	<b>40,108</b>	<b>0</b>	<b>80,217</b>	<b>17 %</b>
<b>Total Expenditures</b>	<b>13,235,239</b>	<b>11,334,555</b>	<b>10,818,824</b>	<b>515,731</b>	<b>1,023,581</b>	<b>1,005,682</b>	<b>17,899</b>	<b>2,416,415</b>	<b>18 %</b>
<b>Net revenue over/(under) expenditures</b>	<b>(1,032,093)</b>	<b>(4,515,570)</b>	<b>(3,449,883)</b>	<b>1,065,688</b>	<b>(610,789)</b>	<b>(582,874)</b>			



CVMVCD  
Balance Sheet  
As of 4/30/2022

		Current Year
Assets		
Cash and Investments		
1000	Cash - Investments	12,126,014.18
1012	Cash - Clearing Account	150.00
1016	Petty Cash	500.00
1017	Petty Cash Checking	1,500.00
1035	CB&T General Checking	5,392.51
1036	CB&T Payroll Checking	159,613.07
	Total Cash and Investments	12,293,169.76
Current Assets		
1050	Accounts Receivable	2,076.00
1080	Interest Receivable	4,539.84
1085	Inventory	633,981.76
1167	Prepaid Research Proposals	91,413.66
1168	Prepaid Insurance	80,300.75
1169	Deposits	884,862.00
	Total Current Assets	1,697,174.01
Fixed Assets		
1170	Construction in Progress	4,925.00
1300	Equipment/Vehicles	2,055,955.14
1310	Computer Equipment	488,713.68
1311	GIS Computer Systems	301,597.91
1320	Office Furniture & Equipment	1,300,099.10
1330	Land	417,873.30
1335	Oleander Building	5,665,861.83
1336	Signage	23,651.39
1340	Structures & Improvements	3,026,125.52
1341	Bio Control Building	6,849,603.74
1342	Bio Control Equip/Furn	43,986.77
1399	Accumulated Depreciation	(10,545,798.38)
	Total Fixed Assets	9,632,595.00

CVMVCD  
Balance Sheet  
As of 4/30/2022

		Current Year
Other Assets		
1520	Resources to Be Provided	3,514,102.32
1525	Deferred Outflows of Resources	1,068,928.00
1530	Deferred Outflows of Resources - OPEB	412,483.00
1900	Due to/from	0.12
	Total Other Assets	4,995,513.44
	Total Assets	28,618,452.21
Liabilities		
Short-term Liabilities		
Accounts Payable		
2015	Credit Card Payable	21,221.18
2020	Accounts Payable	642,570.16
2030	Accrued Payroll	0.03
2040	Payroll Taxes Payable	84.54
2175	Claims/Judgements Payable	(426.30)
2185	Employee Dues	426.30
	Total Accounts Payable	663,875.91
Deferred Revenue		
2025	Deferred Revenue	11,250.00
	Total Deferred Revenue	11,250.00
	Total Short-term Liabilities	675,125.91
Long-term Liabilities		
2100	Pollution Remediation Obligation	2,100,000.00
2200	Net Pension Liability	1,612,919.00
2210	Deferred Inflows of Resources	85,158.00
2230	Deferred Inflows - OPEB	16,118.00
2300	Net OPEB Liability	453,746.00
2500	Compensated Absences Payable	794,601.32
	Total Long-term Liabilities	5,062,542.32
	Total Liabilities	5,737,668.23

CVMVCD  
Balance Sheet  
As of 4/30/2022

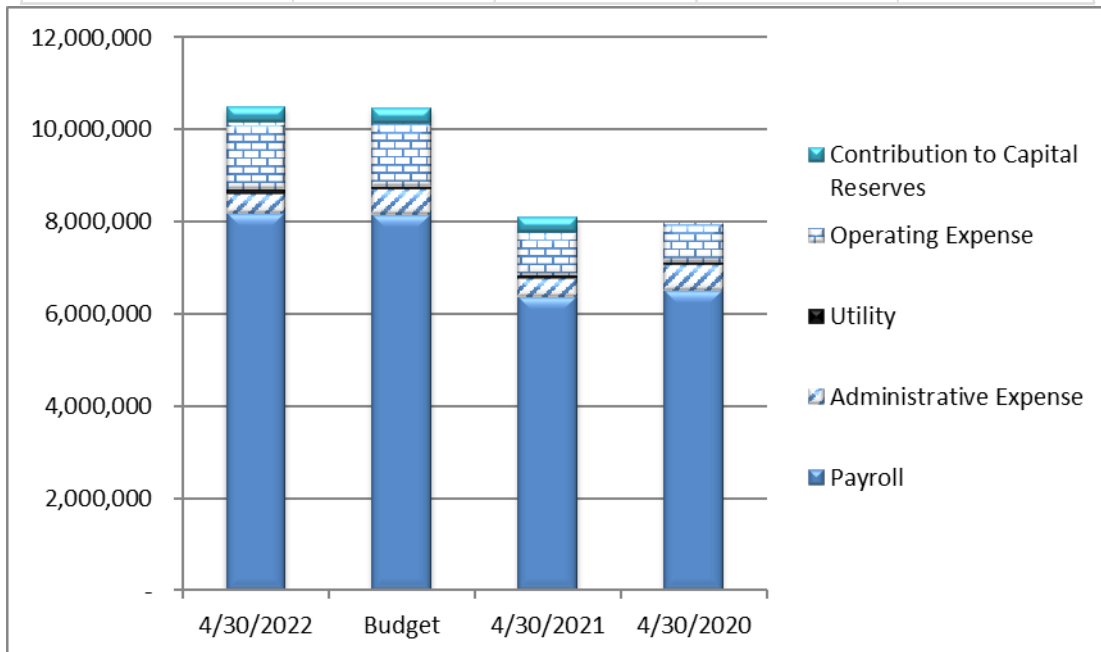
		Current Year
Fund Balance		
Non Spendable Fund Balance		
3920	Investment in Fixed Assets	10,698,793.35
3945	Reserve for Prepaids & Deposit	1,041,259.68
3960	Reserve for Inventory	459,270.86
	Total Non Spendable Fund Balance	12,199,323.89
Committed Fund Balance		
3965	Public Health Emergency	4,851,276.00
	Total Committed Fund Balance	4,851,276.00
Assigned Fund Balance		
3910	Reserve for Operations	5,800,000.00
3925	Reserve for Future Healthcare Liabilities	453,746.00
3955	Thermal Remediation Fund	63,688.00
3970	Reserve for Equipment	726,018.00
3971	Reserve for Facility & Vehicle Replacement	2,659,312.00
	Total Assigned Fund Balance	9,702,764.00
Unassigned Fund Balance		
3900	Fund Equity	(568,650.76)
	Total Unassigned Fund Balance	(568,650.76)
Current YTD Net Income		
		(3,303,929.15)
	Total Current YTD Net Income	(3,303,929.15)
	Total Fund Balance	22,880,783.98
Total Liabilities and Net Assets		28,618,452.21

## FINANCE

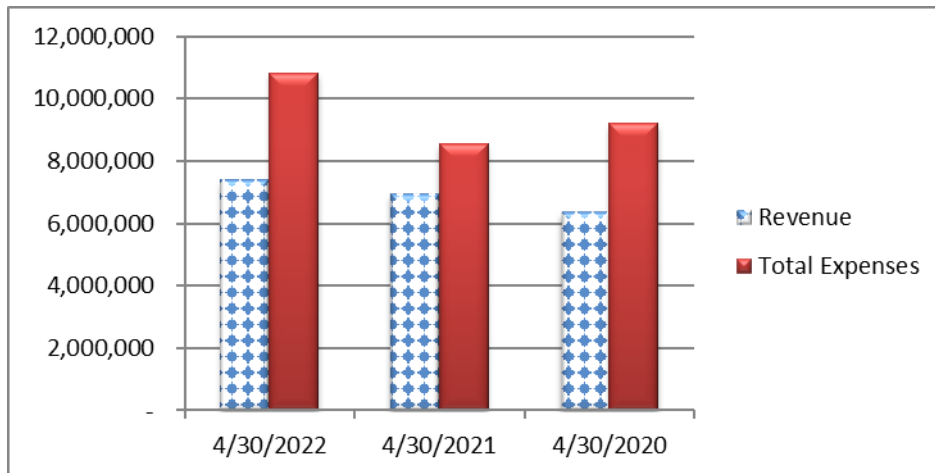
The financial reports show the preliminary balance sheet, receipts, and revenue and expenditure reports for the month ending April 30, 2022. The revenue and expenditure report shows that the operating budget expenditure for July 1, 2021, to April 30, 2022, is \$10,818,823; total revenue is \$7,368,941 resulting in excess revenue over (under) expenditure for the year to April 30, 2022, of (\$3,449,882).

### THREE YEAR FINANCIALS

	Actual	Budget	Actual	Actual
	4/30/2022	Budget	4/30/2021	4/30/2020
<b>Revenue</b>	<b>7,368,941</b>	<b>6,818,985</b>	<b>6,915,540</b>	<b>6,367,571</b>
Expenses				
Payroll	8,187,866	8,169,411	6,372,302	6,514,123
Administrative Expense	695,733	822,269	479,687	538,319
Utility	93,755	89,853	85,228	118,503
Operating Expense	1,440,386	1,851,938	1,207,866	1,606,418
Contribution to Capital Reserves	401,083	401,083	394,568	419,623
<b>Total Expenses</b>	<b>10,818,823</b>	<b>11,334,554</b>	<b>8,539,651</b>	<b>9,196,986</b>
<b>Profit (Loss)</b>	<b>(3,449,882)</b>	<b>(4,515,569)</b>	<b>(1,624,111)</b>	<b>(2,829,415)</b>



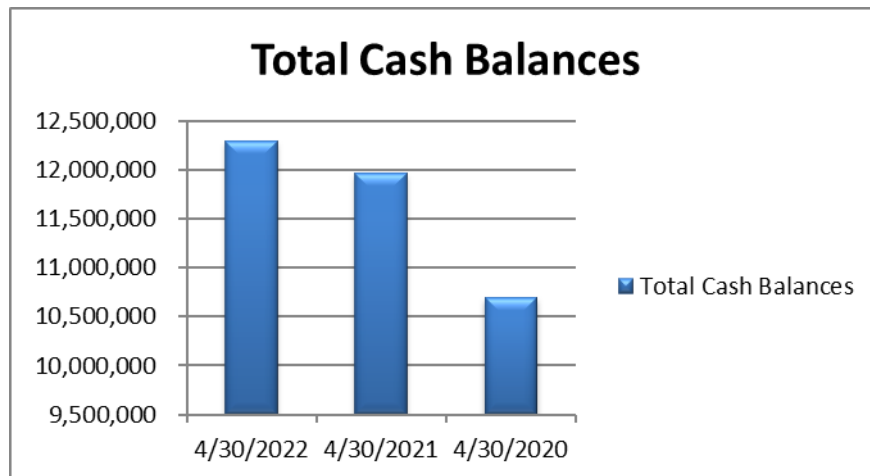
**Figure 1 - Three Year Expenditure**



**Figure 2 - Three Year Revenue & Expenditure**

**THREE YEAR CASH BALANCE**

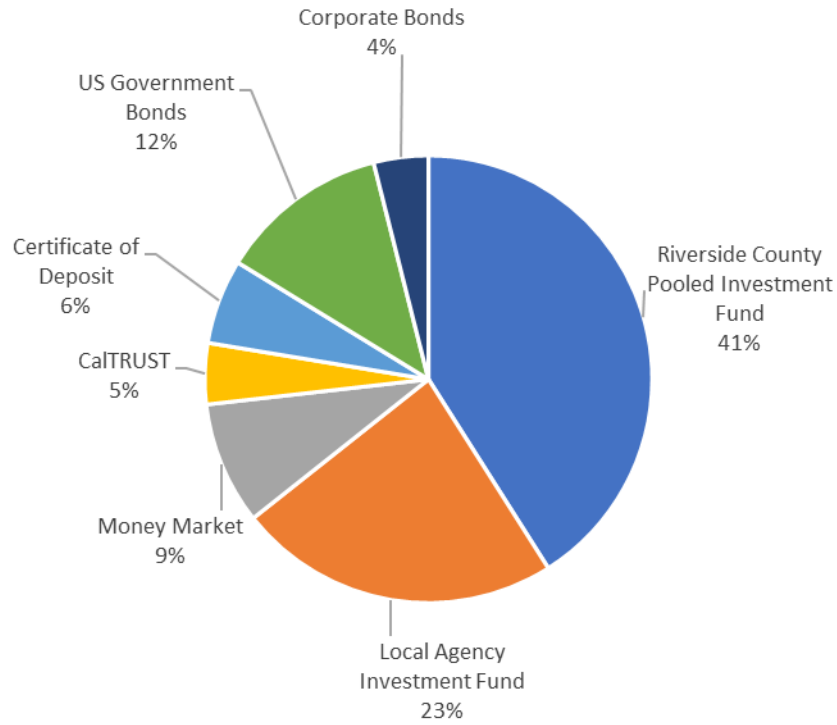
Cash Balances	4/30/2022	4/30/2021	4/30/2020
Investment Balance	12,126,014	11,830,182	10,000,518
Checking Accounting	5,543	7,421	83,691
Payroll Account	159,613	129,627	609,082
Petty Cash	2,000	2,000	2,000
<b>Total Cash Balances</b>	<b>12,293,170</b>	<b>11,969,229</b>	<b>10,695,291</b>



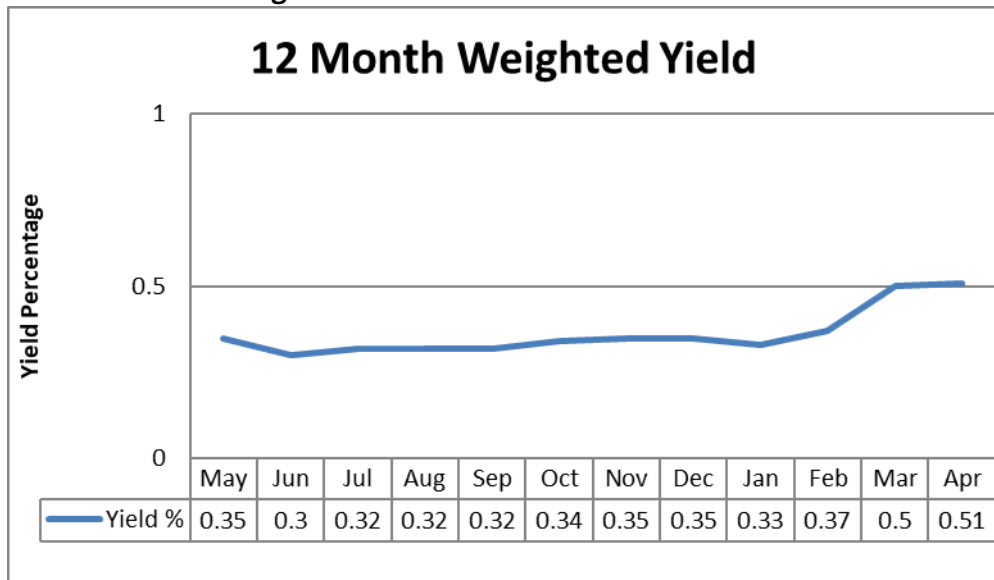
**Figure 3 - Cash Balances**

**DISTRICT INVESTMENT PORTFOLIO 4/30/2022**

The District’s investment fund balance for the period ending April 30, 2022 is \$12,126,014. The portfolio composition is shown in the pie chart. Local Agency Investment Fund (LAIF) accounts for 23% of the District’s investments; the Riverside County Pooled Investment Fund is 41% of the total. The LAIF yield for the end of April was 0.51% and the Riverside County Pooled Investment Fund was 0.56% this gives an overall weighted yield for District investments of 0.51%.



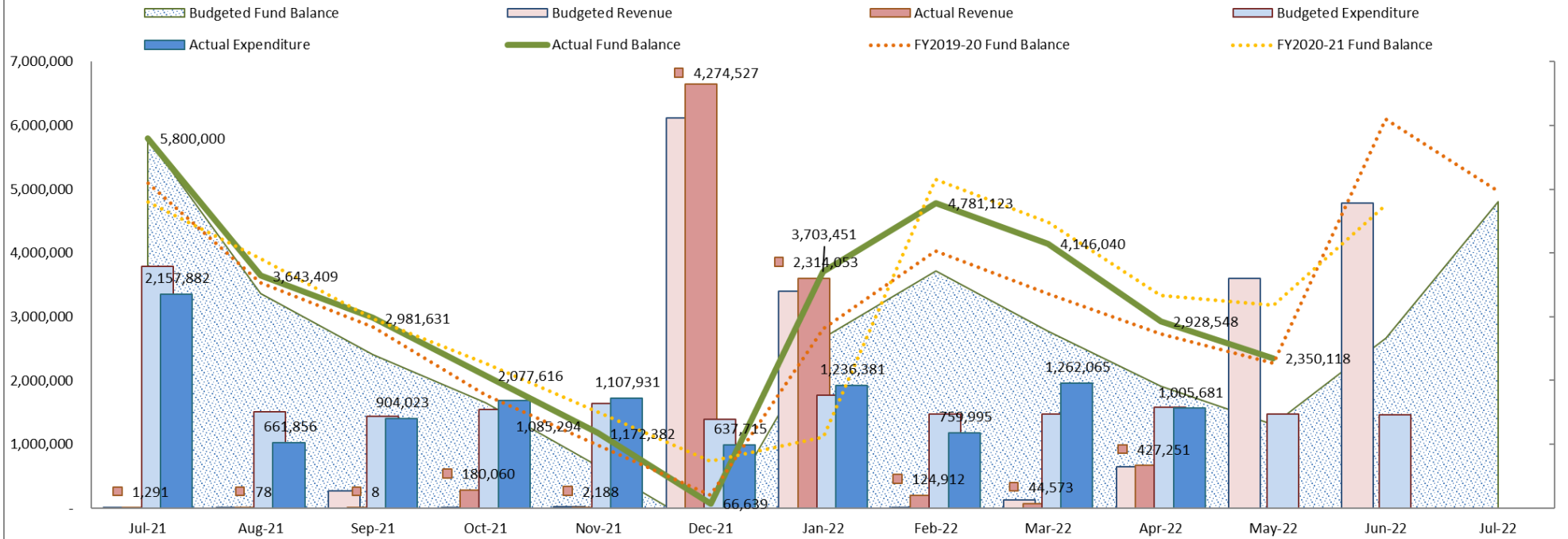
**Figure 4 - Investment Portfolio 4/30/22**



**Figure 5 - District Investments Weighted Yield**

# General Fund Operational Cash Flow

Fiscal Year 2021- 2022



The **General Fund Operational Cash Flow** graph outlines the District’s working capital for the fiscal year July 1, 2021, to June 30, 2022. The beginning fund balance is \$5.8 million and the ending fund balance is \$4.8 million. Expenditure is approximately divided by 12 equal months, with some differences accounting for the seasonality of the program for example control products and seasonal employment which are greater in the mosquito breeding season. July expenditure is higher than average because of the prefunding lump sum of \$1.3 million for CalPERS unfunded liability. The budget also accounts for prepayments. The revenue follows a different pattern, Riverside County distributes the property tax revenue in January and May with advancements in December and April. The *shaded area* represents the **Budgeted Fund Balance** which has a formula of (beginning) **Fund Balance** plus **Revenue** minus **Expenditure**. The *green line* represents the **Actual Fund Balance** and is graphed against the *shaded area Budgeted Fund Balance*. FY2019-2020 Fund Balance is the orange dash line. FY2020-2021 Fund Balance is the yellow dash line.

The graph shows for June 1 the \$5.8 million **Fund Balance** plus total Revenue for July 1 to April 30, 2022, of \$7,368,941 minus total Expenses of \$10,818,824 is \$2,350,117. Revenue shows a \$549,956 favorable year to date budget variance, which includes an almost \$300,000 favorable variance in Pass Thru revenue, \$159,340 in current secured property taxes and a \$36,897 in Benefit Assessment revenue. Payroll variance (18,455) includes prepaid healthcare for May. Administrative expenses have a favorable variance of \$126,536 this is due to the high retrospective adjustment for workers compensation. Operating expenses have a favorable variance of \$411,552, expenses for Contingency budget are variable depending on mosquito abundance and virus prevalence, control products due to be delivered in the next month total about \$68,000, favorable variance for control products is because less aerial larvae applications occurred this fiscal year and there was a change in RIFA protocol that brought about cost savings. Overall, the District is showing a favorable variance of \$1 million mainly due to increase in revenue and timing of expenses. For planning purposes, the District is under budget. As long as the green line stays out of the shaded area the District is within budget, as of April 30, 2022, the line is outside the shaded area.

	<b>Budget</b>	<b>Actual</b>	Variance	<b>June 30 2022</b>	June 30 2022	
	<b>4/30/2022</b>	4/30/2022		<b>Total Budget</b>	Latest Estimate	
<b>Revenue</b>	<b>6,818,985</b>	<b>7,368,941</b>	(549,956)	<b>12,203,146</b>	12,977,141	favorable variance - pass thru revenue & property taxes higher than anticipated
<b>Expenses</b>						
Payroll	<b>8,169,411</b>	<b>8,187,866</b>	(18,455)	<b>9,567,740</b>	9,567,740	
Administrative Expense	<b>822,269</b>	<b>695,733</b>	126,536	<b>948,329</b>	858,329	favorable variance - workers comp expenses lower than budgeted
Utility	<b>89,853</b>	<b>93,755</b>	(3,902)	<b>107,824</b>	114,824	
Operating Expense	<b>1,851,938</b>	<b>1,440,386</b>	411,552	<b>2,130,046</b>	1,790,296	favorable variance - contingency expense not used, pesticide budget not fully expensed
Contribution to Capital Reserves	<b>401,083</b>	<b>401,083</b>	-	<b>481,300</b>	481,300	
<b>Total Expenses</b>	<b>11,334,554</b>	<b>10,818,823</b>	515,731	<b>13,235,239</b>	12,812,489	
<b>Profit (Loss)</b>	<b>(4,515,569)</b>	<b>(3,449,882)</b>	(1,065,687)	<b>(1,032,093)</b>	164,652	