



**Coachella Valley Mosquito and Vector Control District**

**43420 Trader Place, Indio, CA 92201 | (760) 342-8287 | cvmosquito.org**

**Finance Committee Meeting**

**Via Zoom and In-Person**

**Tuesday, June 14, 2022**

**4:30 p.m.**

**UPDATED-AGENDA**

---

Materials related to an agenda item that are submitted to the Finance Committee after distribution of the agenda packets are available for public inspection in the Clerk of the Board's office during normal business hours and on the District's website.

---

Pursuant to Assembly Bill 361, this meeting will be conducted by video and/or teleconference as well as in-person public access to the meeting location. To view/listen/participate in the meeting live, please join by calling 1-888-475-4499 (toll-free), Meeting ID: [810 8251 2156](https://us02web.zoom.us/j/81082512156), or click this link to join: <https://us02web.zoom.us/j/81082512156>, or attend in person at the District office located at the address listed above. Written public comment may also be submitted to the Clerk of the Board by 1:30 p.m. on Tuesday, June 14, 2022, at [mtallion@cvmosquito.org](mailto:mtallion@cvmosquito.org). Transmittal prior to the meeting is required. Any correspondence received during or after the meeting will be distributed to the Finance Committee as soon as practicable and retained for the official record.

Before entering the District's facilities, we request that you self-screen for COVID-19 symptoms. We want to work together to help limit the spread of COVID-19.

Assistance for those with disabilities: If you have a disability and need an accommodation to participate in the meeting, please call the Clerk of the Board at (760) 342-8287 for assistance so the necessary arrangement can be made.

- 1. Call to Order** – Doug Walker, Treasurer
- 2. Roll Call**
- 3. Confirmation of Agenda**

#### **4. Public Comments**

Those wishing to address the Finance Committee should send an email to the Clerk of the Board by 1:30 p.m. on Tuesday, June 14, 2022, at [mtallion@cvmosquito.org](mailto:mtallion@cvmosquito.org), or appear at the meeting to provide public comments.

**A. PUBLIC Comments — NON-AGENDA ITEMS:** This time is for members of the public to address the Finance Committee on items of general interest (a non-agenda item) within the subject matter jurisdiction of the District. The District values your comments; however, pursuant to the Brown Act, the Board cannot take action on items not listed on the posted Agenda. **Comments are limited to a total of three (3) minutes per speaker for non-agenda items.**

**B. PUBLIC Comments — AGENDA ITEMS:** This time is for members of the public to address the Finance Committee on agenda items (Open and Closed Sessions). **Comments are limited to three (3) minutes per speaker per agenda item.**

**All comments are to be directed to the Finance Committee and shall be devoid of any personal attacks. Members of the public are expected to maintain a professional, courteous decorum during public comments.**

#### **5. Items of General Consent**

A. Approval of Minutes from May 10, 2022, Finance Committee Meeting **(Pg. 4)**

#### **6. Discussion, Review, and/or Update**

A. Review of Check Report from Abila MIP for the period of May 11, 2022, to June 8, 2022 **(Pg. 6)**

B. CalCard Charges – Statement dated May 23, 2022 **(Pg. 14)**

C. Review of May 2022 Financials and Treasurers Report **(Pg. 26)**

#### **7. Old Business-None**

#### **8. New Business**

A. Review of finance-related items on Board agenda

#### **9. Schedule Next Meeting**

#### **10. Trustee and/or Staff Comments/Future Agenda Items**

#### **11. Adjournment**

\*\*\*\*\*

**Certification of Posting**

I certify that on June 10, 2022, I posted a copy of the foregoing agenda near the regular meeting place of the Board of Trustees of the Coachella Valley Mosquito & Vector Control District and on the District’s website, said time being at least 72 hours in advance of the meeting of the Board of Trustees (Government Code Section 54954.2)

Executed at Indio, California, on June 10, 2022.

---

Melissa Tallion, Clerk of the Board

**COACHELLA VALLEY MOSQUITO AND VECTOR CONTROL DISTRICT**

**Finance Committee Meeting Via Zoom and In-Person  
DRAFT-Minutes**

---

**TIME** 3:30 p.m. **DATE:** May 10, 2022

**LOCATION:** 43420 Trader Place Indio, CA 92201 via zoom

**COMMITTEE MEMBERS PRESENT:**

Palm Desert	Doug Walker
Indian Wells	Clive Weightman
County at Large	Bito Larson

**COMMITTEE MEMBERS ABSENT:**

None

**OTHER TRUSTEES PRESENT:**

None

**STAFF PRESENT:**

Jeremy Wittie, M.S., General Manager  
David l'Anson, MPA, MBA/ACC., Administrative Finance Manager  
Melissa Tallion, Executive Assistant/Clerk of the Board

**MEMBERS OF THE PUBLIC PRESENT:**

No

**1. Call to Order:** *Treasurer Walker called the meeting to order at 3:34 p.m.*

**2. Roll Call:** *Roll call indicated all three (3) Committee members were present.*

**3. Confirmation of Agenda:** *The agenda was confirmed as presented.*

**4. Public Comments:** *None.*

**5. Items of General Consent**

Approval of Minutes from May 3, 2022, Finance Committee Meeting  
*On a motion from Trustee Weightman seconded by Trustee Larson, and passed by the following roll call votes, the Committee approved the minutes as presented.*

*Ayes: Treasurer Walker, Trustees Larson, and Weightman*

*Noes: None.*

*Abstained: None.*

*Absent: None*

**6. Old Business:**

- A. Review of Check Report from Abila MIP for the period of April 12, 2022, to May 3, 2022

*A discussion ensued regarding a few checks that needed further explanation.*

- B. CalCard Charges – March 25, 2022, to April 24, 2022

*The CalCard monthly statement was reviewed by Committee members and staff.*

*Questions regarding specific charges were brought forward by Trustees. Staff provided more information.*

- C. Review of April 2022 Financials and Treasurers Report

*The documents were reviewed.*

**7. New Business:**

- A. Review of finance-related items on the Board agenda

*The Committee discussed the overview of the Surplus options that would be brought to the Board during the May 10, 2022, Budget Workshop. David l'Anson said that audit had been scheduled for one week in July and one in September.*

**8. Schedule Next Meeting:** *The next Finance Committee meeting was scheduled for June 14, 2022, at 4:30 p.m.*

**10. Trustee and/or Staff Comments/Future Agenda Items:** *None*

**11. Adjournment:** *The meeting was adjourned by Treasurer Walker at 3:59. p.m.*

CVMVCD  
Check/Voucher Register - checkreportforFC  
**1035 - CB&T General Checking**  
From 5/11/2022 Through 6/8/2022

Check Number	Vendor Name	PO# / Invoice#	Transaction Description	Check Amount
43995	CalPERS Healthcare Acct	100000016808504	Cafeteria Plan	<u>92,966.86</u>
Total 43995				92,966.86
43996	CalPERS-OPEB Contributions	2122OPEB	Retiree Healthcare Prefunding	<u>312,420.00</u>
Total 43996				312,420.00
43997	CalPERS - Retirement Acct	00000016765239	Retirement Contributions: 05/13/2022PP	23,780.65
	CalPERS - Retirement Acct	100000016765239	Retirement Contributions - Corrections Rodriguez C	(2.37)
	CalPERS - Retirement Acct	100000016765260	CalPERS Contributions 05/27/2022PP	23,588.16
	CalPERS - Retirement Acct	100000016765278	Retirement Contributions: 05/13/2022PP	8,600.17
	CalPERS - Retirement Acct	100000016765298	Invoice for PO21/22-756 CalPERS Contributions 05/27/2022PP	8,656.69
Total 43997				<u>64,623.30</u>
43998	ICMA Retirement Trust	747242	Deferred Compensation: 05/13/2022PP	11,331.48
	ICMA Retirement Trust	755076	Deferred Compensation 05/27/2022PP	<u>11,315.33</u>
Total 43998				22,646.81
43999	Principal Life Insurance Co.	20220518	Cafeteria Plan	<u>14,179.85</u>
Total 43999				14,179.85
44000				<u>0.00</u>
Total 44000				0.00
44001	Abila	1050-1000130215	Cloud Computing Services	<u>873.87</u>
Total 44001				873.87
44002	Advance Imaging Systems	IN771061	Contract Services	88.33
	Advance Imaging Systems	IN774318	Contract Services	383.90
	Advance Imaging Systems	IN777759	Contract Services	92.85
	Advance Imaging Systems	IN777760	Reproduction & Printing	21.63

CVMVCD  
Check/Voucher Register - checkreportforFC  
**1035 - CB&T General Checking**  
From 5/11/2022 Through 6/8/2022

Check Number	Vendor Name	PO# / Invoice#	Transaction Description	Check Amount
	Advance Imaging Systems	IN777761	Contract Services	90.40
	Advance Imaging Systems	IN780503	Contract Services	193.67
Total 44002				870.78
44003	Airgas USA, LLC	9125554804	Dry Ice	376.07
	Airgas USA, LLC	9125840559	Dry Ice	376.58
	Airgas USA, LLC	9126036750	Dry Ice	450.91
	Airgas USA, LLC	9126279524	Dry Ice	450.40
	Airgas USA, LLC	9126553777	Dry Ice	450.40
Total 44003				2,104.36
44004	Allen Wayne, LTD	60926	Printing and reproduction	1,000.00
Total 44004				1,000.00
44005	American Engraving Co.	68194	Professional Fees	305.37
	American Engraving Co.	68195	Professional Fees	992.29
Total 44005				1,297.66
44008	Cintas Corporation #3	4117185600-202	Safety Expense	22.79
	Cintas Corporation #3	4117185600-300	Uniform Expense	48.44
	Cintas Corporation #3	4117185600-305	Uniform Expense	127.06
	Cintas Corporation #3	4117185600-400	Uniform Expense	131.21
	Cintas Corporation #3	4117185600-500	Uniform Expense	582.95
	Cintas Corporation #3	4117890803	Uniform Expense	48.44
	Cintas Corporation #3	4117890803-202	Safety Expense	22.79
	Cintas Corporation #3	4117890803-305	Uniform Expense	127.06
	Cintas Corporation #3	4117890803-400	Uniform Expense	131.21
	Cintas Corporation #3	4117890803-500	Uniform Expense	582.95
	Cintas Corporation #3	4118598246-202	Safety Expense	22.79
	Cintas Corporation #3	4118598246-300	Uniform Expense	48.44
	Cintas Corporation #3	4118598246-305	Uniform Expense	127.06
	Cintas Corporation #3	4118598246-400	Uniform Expense	141.48
	Cintas Corporation #3	4118598246-500	Uniform Expense	652.19
	Cintas Corporation #3	4119280453-202	Uniform Expense	22.79

**CVMVCD**  
Check/Voucher Register - checkreportforFC  
**1035 - CB&T General Checking**  
From 5/11/2022 Through 6/8/2022

Check Number	Vendor Name	PO# / Invoice#	Transaction Description	Check Amount
	Cintas Corporation #3	4119280453-300	Uniform Expense	48.45
	Cintas Corporation #3	4119280453-305	Uniform Expense	127.07
	Cintas Corporation #3	4119280453-400	Uniform Expense	139.90
	Cintas Corporation #3	4119280453-500	Uniform Expense	570.40
	Cintas Corporation #3	4119943890-202	Safety Expense	22.79
	Cintas Corporation #3	4119943890-300	Uniform Expense	47.62
	Cintas Corporation #3	4119943890-305	Uniform Expense	125.38
	Cintas Corporation #3	4119943890-400	Uniform Expense	137.34
	Cintas Corporation #3	4119943890-500	Uniform Expense	595.06
	Cintas Corporation #3	4120612131-202	Safety Expense	22.79
	Cintas Corporation #3	4120612131-300	Uniform Expense	46.82
	Cintas Corporation #3	4120612131-305	Uniform Expense	125.37
	Cintas Corporation #3	4120612131-400	Uniform Expense	131.57
	Cintas Corporation #3	4120612131-500	Uniform Expense	<u>607.63</u>
Total 44008				5,587.84
44009	CleanExcel	042258	Janitorial Services	<u>6,751.00</u>
Total 44009				6,751.00
44010	Cove Electric, Inc.	18150	Capital Outlay	<u>2,827.20</u>
Total 44010				2,827.20
44011	C&R Wellness Works	22-013	Employee Assistance Services	<u>310.50</u>
Total 44011				310.50
44012	Desert Air Conditioning	226720	Repair & Maintenance -Operations	<u>10,412.00</u>
Total 44012				10,412.00
44013	Desert Electric Supply	S2976323001	Repair & Maintence-Bio/Lab/Tank Room	<u>36.70</u>
Total 44013				36.70
44014	Dudek & Associates	202202222	Civil Engineering - ADA Improvements	<u>7,198.75</u>



**CVMVCD**  
 Check/Voucher Register - checkreportforFC  
**1035 - CB&T General Checking**  
 From 5/11/2022 Through 6/8/2022

Check Number	Vendor Name	PO# / Invoice#	Transaction Description	Check Amount
Total 44014				7,198.75
44015	Eisenhower Medical Center	20220607	Safety Expense	2,400.00
	Eisenhower Medical Center	202206072	Safety Expense	300.00
	Eisenhower Medical Center	202206073	Safety Expense	1,500.00
	Eisenhower Medical Center	202206075	Safety Expense	300.00
	Eisenhower Medical Center	202206076	Safety Expense	900.00
	Eisenhower Medical Center	20220674	Safety Expense	900.00
Total 44015				6,300.00
44016	Eisenhower Occupational Health Serv	125128	Physician Fees	85.00
	Eisenhower Occupational Health Serv	126911	Physician Fees	220.00
Total 44016				305.00
44017	Employee Relations Inc.	92620	Recruitment/Advertising	301.83
	Employee Relations Inc.	92929	Recruitment/Advertising	181.06
Total 44017				482.89
44018	Environmental Systems Research Inst	Q-470807	SOFTWARE LICENSING	2,500.00
Total 44018				2,500.00
44019	Ewing Irrigation	15785902	Repair & Maintenance-Bio/Lab/Tank Room	1.70
Total 44019				1.70
44020	Jennifer Henke	20220526	MVCAC Committee Assignments	107.95
Total 44020				107.95
44021	Independent Moisture Testing	1376	Repair & Maintenance-Bio/Lab/Tank Room	500.00
Total 44021				500.00

**CVMVCD**  
 Check/Voucher Register - checkreportforFC  
**1035 - CB&T General Checking**  
 From 5/11/2022 Through 6/8/2022

Check Number	Vendor Name	PO# / Invoice#	Transaction Description	Check Amount
44022	Indio Emergency Medical Group	04282022	Physician Fees	135.00
	Indio Emergency Medical Group	8787800	Physician Fees	135.00
	Indio Emergency Medical Group	8788120	Physician Fees	135.00
	Indio Emergency Medical Group	8801100	Physician Fees	135.00
	Indio Emergency Medical Group	8807170	Physician Fees	135.00
	Indio Emergency Medical Group	8917530	Physician Fees	135.00
Total 44022				810.00
44023	Jernigan's Sporting Goods, Inc.	16331	Safety Expense	179.43
	Jernigan's Sporting Goods, Inc.	17069	Field Supplies	97.86
	Jernigan's Sporting Goods, Inc.	17070	Field Supplies	97.86
	Jernigan's Sporting Goods, Inc.	17071	Field Supplies	110.00
	Jernigan's Sporting Goods, Inc.	17072	Field Supplies	102.21
Total 44023				587.36
44024	KGAY/Gay Desert Guide	20220603	Advertising	1,497.00
Total 44024				1,497.00
44025	Izzy Motors Inc. dba La Quinta Chevrolet	136879CVR	Vehicle Parts & Supplies	211.91
Total 44025				211.91
44026	Linde Gas & Equipment Inc.	10507264	Cylinder Rentals	59.60
Total 44026				59.60
44027	Marlin Business Bank	19855995	Contract Services	928.18
Total 44027				928.18
44028	MERDIAN CONSULTANTS	4557	Professional Fees	19,615.00
Total 44028				19,615.00
44029	Graciela Morales	2122761	Professional Development	131.98

CVMVCD  
Check/Voucher Register - checkreportforFC  
**1035 - CB&T General Checking**  
From 5/11/2022 Through 6/8/2022

Check Number	Vendor Name	PO# / Invoice#	Transaction Description	Check Amount
Total 44029				131.98
44030	Nearmap US Inc.	INV00587748	AERIAL POOL SURVEILLANCE	2,400.00
Total 44030				2,400.00
44031	Pitney Bowes Global Financial Svcs	3105510653	Contract Services	310.82
Total 44031				310.82
44032	Puretec Industrial Water	1976604	Equipment Parts & Supplies	324.98
Total 44032				324.98
44033	Refrigeration Supplies Distributor	62210804-00	Repair & Maintenance-Shop/Grounds	111.13
	Refrigeration Supplies Distributor	62211404-00	Repair & Maintenance	35.96
Total 44033				147.09
44034	Russell E. Patterson DBA R.E. Patterson and Associates	1438	Professional Fees	18,000.00
Total 44034				18,000.00
44035	Rivco Mechanical Services, Inc.	W21814	Repair & Maintenance	4,601.14
	Rivco Mechanical Services, Inc.	W21840	Repair & Maintenance	306.00
Total 44035				4,907.14
44036	Salton Sea Air Service	20220415	Aerial Rural Larvicide Shoreline	18,214.05
	Salton Sea Air Service	20220429	Aerial Rural Larvicide Shoreline	17,587.33
Total 44036				35,801.38
44037	Slovak Baron Empey Murphey & Pinkney LLP	70453	Attorney Fees	3,850.00
	Slovak Baron Empey Murphey & Pinkney LLP	70454	Attorney Fees	4,000.00

**CVMVCD**  
 Check/Voucher Register - checkreportforFC  
**1035 - CB&T General Checking**  
 From 5/11/2022 Through 6/8/2022

Check Number	Vendor Name	PO# / Invoice#	Transaction Description	Check Amount
	Slovak Baron Empey Murphey & Pinkney LLP	71677	Attorney Fees	275.00
	Slovak Baron Empey Murphey & Pinkney LLP	71678	Attorney Fees	4,000.00
Total 44037				12,125.00
44038	SC Commercial LLC dba SC Fuels	2127260-IN	Motor,Fuel, Oil	7,924.48
	SC Commercial LLC dba SC Fuels	2142634-IN	Motor,Fuel, Oil	8,808.39
Total 44038				16,732.87
44039	Target Specialty Products	INVP500787782	CAPITAL REPLACEMENT	42,814.90
	Target Specialty Products	INVP500790501	CAPITAL REPLACEMENT	13,952.64
	Target Specialty Products	INVP500811072	CAPITAL REPLACEMENT	2,169.57
Total 44039				58,937.11
44040	Veolia ES Technical Solutions, LLC	MD79865	Operating Supplies	106.89
	Veolia ES Technical Solutions, LLC	MD80459	Operating Supplies	106.79
	Veolia ES Technical Solutions, LLC	MD81202	Operating Supplies	106.79
	Veolia ES Technical Solutions, LLC	MD81734	Operating Supplies	106.72
	Veolia ES Technical Solutions, LLC	MD82272	Operating Supplies	106.83
	Veolia ES Technical Solutions, LLC	MD82624	Operating Supplies	106.91
Total 44040				640.93
44041	Three Peaks Corp	3396	Repair & Maintenance	3,761.99
Total 44041				3,761.99
44042	UC DAVIS AR Lockbox	01-64280590	Surveillance: Internal PCR	441.00
Total 44042				441.00
44043	ES Opco USA LLC dba Vesperis	IN-0439404	Control Products	21,663.00
Total 44043				21,663.00

**CVMVCD**  
 Check/Voucher Register - checkreportforFC  
**1035 - CB&T General Checking**  
 From 5/11/2022 Through 6/8/2022

Check Number	Vendor Name	PO# / Invoice#	Transaction Description	Check Amount
44044	Vector-Borne Disease Account	20220527	CDPH Annual Certification Fees	346.00
	Vector-Borne Disease Account	20220527-201	CDPH Annual Certification Fees	346.00
	Vector-Borne Disease Account	20220527-400	CDPH Annual Certification Fees	1,557.00
	Vector-Borne Disease Account	20220602	CDPH Annual Certification Fees	346.00
	Vector-Borne Disease Account	20220603	CDPH Annual Certification Fees	346.00
	Vector-Borne Disease Account	20220608	CDPH Annual Certification Fees	692.00
	Vector-Borne Disease Account	20220608-1	CDPH Annual Certification Fees	4,844.00
Total 44044				8,477.00
44045	Waterlogic Americas LLC	1482530	Employee Support	106.57
Total 44045				106.57
44046	U.S. Bank		Calcard	89,047.35
Total 44046				89,047.35
44047	Association Reserves - Inland Empire, LLC	34313-4FP	Annual Reserve Study	1,800.00
Total 44047				1,800.00
			Total 1035 - CB&T General Checking	855,770.28
Report Total				855,770.28

CVMVCD  
Expenditure Journal - Calcard by Name

From 4/26/2022 Through 5/23/2022

Object Code	Object Title	Dept Title	Vendor	Expenditures	Transaction Description	Card Holder Name
5300	Employee Incentive	Administration	DQ Corp Major League Base...	60.50	Ice cream for employee event	Graciela Morales
5300	Employee Incentive	Administration	Walmart Stores	62.89	Ice cream & other supplies for employee event	Graciela Morales
Total 5300	Employee Incentive			123.39		
6070	Office Supplies	Administration	Staples Business Advantage	56.99	Interoffice Envelopes-Button/String 100 pack	Greeman Diane
6070	Office Supplies	Administration	Staples Business Advantage	4.99	Tax	Greeman Diane
6070	Office Supplies	Surveillance & Quality Control	Staples Business Advantage	4.98	tax	office supplies
6070	Office Supplies	Surveillance & Quality Control	Staples Business Advantage	4.25	map tacks	office supplies
6070	Office Supplies	Surveillance & Quality Control	Staples Business Advantage	7.46	note pads / 12 pack	office supplies
6070	Office Supplies	Surveillance & Quality Control	Staples Business Advantage	9.37	post its	office supplies
6070	Office Supplies	Surveillance & Quality Control	Staples Business Advantage	14.86	sharpies red fine	office supplies
6070	Office Supplies	Surveillance & Quality Control	Staples Business Advantage	7.43	sharpies red ultra fine	office supplies
6070	Office Supplies	Surveillance & Quality Control	Staples Business Advantage	5.22	black pens	office supplies
6070	Office Supplies	Surveillance & Quality Control	Staples Business Advantage	5.28	blue pens	office supplies
6070	Office Supplies	Surveillance & Quality Control	Staples Business Advantage	8.69	hand soap	office supplies
Total 6070	Office Supplies			129.52		
6080	Computer & Network Systems	Information Systems	C2G	13.99	25ft 3.5mm Stereo Audio Cable With Low Profile Connectors	Antonio Molina
6080	Computer & Network Systems	Information Systems	C2G	8.67	Shipping	Antonio Molina

CVMVCD  
Expenditure Journal - Calcard by Name

From 4/26/2022 Through 5/23/2022

Object Code	Object Title	Dept Title	Vendor	Expenditures	Transaction Description	Card Holder Name
6080	Computer & Network Systems	Information Systems	C2G	1.98	Tax	Antonio Molina
Total 6080	Computer & Network Systems			24.64		
6110	Conference Expense	Surveillance & Quality Control	MVCAC Committee Assignm...	3.77	coffee	Jennifer Henke
6110	Conference Expense	Surveillance & Quality Control	MVCAC Committee Assignm...	57.40	lunch - G. Harvey and J. Henke	Jennifer Henke
6110	Conference Expense	Surveillance & Quality Control	MVCAC Committee Assignm...	26.00	parking	Jennifer Henke
6110	Conference Expense	Surveillance & Quality Control	MVCAC Committee Assignm...	75.00	taxi	Jennifer Henke
6110	Conference Expense	Surveillance & Quality Control	MVCAC Committee Assignm...	190.56	Lodging for lab manager	Melissa Tallion
Total 6110	Conference Expense			352.73		
6400	Utilities	Buildings & Grounds Maintenance	Burrtec Waste & Recycling S...	414.61	Waste & Recycling Services Fee May 2022	Abelina Torres
6400	Utilities	Buildings & Grounds Maintenance	Imperial Irrigation Dist-Lab ...	7.96	CC Fee	Abelina Torres
6400	Utilities	Buildings & Grounds Maintenance	Imperial Irrigation Dist-Lab ...	4,603.74	Lab Electricty Services 3/8 - 4/5/2022	Abelina Torres
6400	Utilities	Buildings & Grounds Maintenance	Imperial Irrigation District	3.98	CC Fee	Abelina Torres
6400	Utilities	Buildings & Grounds Maintenance	Imperial Irrigation District	1,826.86	Electricty Services 3/8 - 4/5/2022	Abelina Torres
6400	Utilities	Buildings & Grounds Maintenance	Indio Water Authority	769.04	Water Services Building 01 03/01/22-04/04/22	Abelina Torres

CVMVCD  
Expenditure Journal - Calcard by Name

From 4/26/2022 Through 5/23/2022

Object Code	Object Title	Dept Title	Vendor	Expenditures	Transaction Description	Card Holder Name
6400	Utilities	Buildings & Grounds Maintenance	Indio Water Authority	183.85	Water Services Building 02 03/01/22-04/01/22	Abelina Torres
6400	Utilities	Buildings & Grounds Maintenance	Indio Water Authority	188.62	Water Services Building 03 03/01/22-04/01/22	Abelina Torres
Total 6400	Utilities			7,998.66		
7000	Uniform Expense	Finance	Lands End Business Outfitters	15.90	Logo Fee	Graciela Morales
7000	Uniform Expense	Finance	Lands End Business Outfitters	9.95	Shipping & Handling	Graciela Morales
7000	Uniform Expense	Finance	Lands End Business Outfitters	61.90	Shirts w/ District Logo	Graciela Morales
7000	Uniform Expense	Finance	Lands End Business Outfitters	6.80	Taxes	Graciela Morales
Total 7000	Uniform Expense			94.55		
7050	Safety Expense	Surveillance & Quality Control	Walmart Stores	21.56	Seat cushion/Chair pad	Arturo Gutierrez
7050	Safety Expense	Surveillance & Quality Control	Walmart Stores	1.89	taxes	Arturo Gutierrez
7050	Safety Expense	Surveillance & Quality Control	ergoCentric Seating Systems	3,301.44	chairs	Veronica Montoya
Total 7050	Safety Expense			3,324.89		
7150	IT Communications	Information Systems	Verizon Wireless	2,388.82	District Cell Phone Charges 03/08/2022-04/07/2022	Abelina Torres
Total 7150	IT Communications			2,388.82		
7300	Repair & Maintenance	Buildings & Grounds Maintenance	Home Depot Stores	63.12	1 1/2 pvc pipe	Oscar Guerrero
7300	Repair & Maintenance	Buildings & Grounds Maintenance	Home Depot Stores	58.05	1/2 sandeplly	Oscar Guerrero



CVMVCD  
Expenditure Journal - Calcard by Name

From 4/26/2022 Through 5/23/2022

Object Code	Object Title	Dept Title	Vendor	Expenditures	Transaction Description	Card Holder Name
7300	Repair & Maintenance	Buildings & Grounds Maintenance	Home Depot Stores	56.32	1/2x3-1/2 craftsman base	Oscar Guerrero
7300	Repair & Maintenance	Buildings & Grounds Maintenance	Home Depot Stores	7.97	2" drywall screws	Oscar Guerrero
7300	Repair & Maintenance	Buildings & Grounds Maintenance	Home Depot Stores	21.91	2" pvc pipe	Oscar Guerrero
7300	Repair & Maintenance	Buildings & Grounds Maintenance	Home Depot Stores	8.98	2x4 chalk/marker	Oscar Guerrero
7300	Repair & Maintenance	Buildings & Grounds Maintenance	Home Depot Stores	10.24	3/8 x3/4 shoe	Oscar Guerrero
7300	Repair & Maintenance	Buildings & Grounds Maintenance	Home Depot Stores	40.56	4x8 plywood	Oscar Guerrero
7300	Repair & Maintenance	Buildings & Grounds Maintenance	Home Depot Stores	58.05	4x8 sandepley	Oscar Guerrero
7300	Repair & Maintenance	Buildings & Grounds Maintenance	Home Depot Stores	37.98	behr paint	Oscar Guerrero
7300	Repair & Maintenance	Buildings & Grounds Maintenance	Home Depot Stores	38.98	behr white paint	Oscar Guerrero
7300	Repair & Maintenance	Buildings & Grounds Maintenance	Home Depot Stores	3.84	brss scrw	Oscar Guerrero
7300	Repair & Maintenance	Buildings & Grounds Maintenance	Home Depot Stores	2.48	carr bolt	Oscar Guerrero
7300	Repair & Maintenance	Buildings & Grounds Maintenance	Home Depot Stores	6.36	caulk	Oscar Guerrero
7300	Repair & Maintenance	Buildings & Grounds Maintenance	Home Depot Stores	8.98	chalk/marker board	Oscar Guerrero

CVMVCD  
Expenditure Journal - Calcard by Name

From 4/26/2022 Through 5/23/2022

Object Code	Object Title	Dept Title	Vendor	Expenditures	Transaction Description	Card Holder Name
7300	Repair & Maintenance	Buildings & Grounds Maintenance	Home Depot Stores	17.97	charcoal mat	Oscar Guerrero
7300	Repair & Maintenance	Buildings & Grounds Maintenance	Home Depot Stores	51.92	common board	Oscar Guerrero
7300	Repair & Maintenance	Buildings & Grounds Maintenance	Home Depot Stores	23.76	craftsman base	Oscar Guerrero
7300	Repair & Maintenance	Buildings & Grounds Maintenance	Home Depot Stores	7.97	dry wall screws	Oscar Guerrero
7300	Repair & Maintenance	Buildings & Grounds Maintenance	Home Depot Stores	5.50	eyebolts	Oscar Guerrero
7300	Repair & Maintenance	Buildings & Grounds Maintenance	Home Depot Stores	2.56	fender washer zinc 5/16	Oscar Guerrero
7300	Repair & Maintenance	Buildings & Grounds Maintenance	Home Depot Stores	0.64	flat washers	Oscar Guerrero
7300	Repair & Maintenance	Buildings & Grounds Maintenance	Home Depot Stores	27.48	gloss white	Oscar Guerrero
7300	Repair & Maintenance	Buildings & Grounds Maintenance	Home Depot Stores	10.97	gorila construction	Oscar Guerrero
7300	Repair & Maintenance	Buildings & Grounds Maintenance	Home Depot Stores	6.40	hex bolt	Oscar Guerrero
7300	Repair & Maintenance	Buildings & Grounds Maintenance	Home Depot Stores	13.68	hinge	Oscar Guerrero
7300	Repair & Maintenance	Buildings & Grounds Maintenance	Home Depot Stores	6.84	hinges	Oscar Guerrero
7300	Repair & Maintenance	Buildings & Grounds Maintenance	Home Depot Stores	23.06	hook and eye	Oscar Guerrero

CVMVCD  
Expenditure Journal - Calcard by Name

From 4/26/2022 Through 5/23/2022

Object Code	Object Title	Dept Title	Vendor	Expenditures	Transaction Description	Card Holder Name
7300	Repair & Maintenance	Buildings & Grounds Maintenance	Home Depot Stores	2.47	husky bit socket	Oscar Guerrero
7300	Repair & Maintenance	Buildings & Grounds Maintenance	Home Depot Stores	14.68	info box	Oscar Guerrero
7300	Repair & Maintenance	Buildings & Grounds Maintenance	Home Depot Stores	3.14	lbr fee	Oscar Guerrero
7300	Repair & Maintenance	Buildings & Grounds Maintenance	Home Depot Stores	4.66	lock nut	Oscar Guerrero
7300	Repair & Maintenance	Buildings & Grounds Maintenance	Home Depot Stores	6.90	lock washers	Oscar Guerrero
7300	Repair & Maintenance	Buildings & Grounds Maintenance	Home Depot Stores	10.24	moulding 3/8 x3/4 shoe	Oscar Guerrero
7300	Repair & Maintenance	Buildings & Grounds Maintenance	Home Depot Stores	45.68	non mark casters	Oscar Guerrero
7300	Repair & Maintenance	Buildings & Grounds Maintenance	Home Depot Stores	35.96	non mark casters swivel	Oscar Guerrero
7300	Repair & Maintenance	Buildings & Grounds Maintenance	Home Depot Stores	0.75	paint fee	Oscar Guerrero
7300	Repair & Maintenance	Buildings & Grounds Maintenance	Home Depot Stores	0.35	painters fee	Oscar Guerrero
7300	Repair & Maintenance	Buildings & Grounds Maintenance	Home Depot Stores	4.98	painters touch 2x satin eden	Oscar Guerrero
7300	Repair & Maintenance	Buildings & Grounds Maintenance	Home Depot Stores	0.75	paniters fee	Oscar Guerrero
7300	Repair & Maintenance	Buildings & Grounds Maintenance	Home Depot Stores	40.56	ply wood	Oscar Guerrero

CVMVCD  
Expenditure Journal - Calcard by Name

From 4/26/2022 Through 5/23/2022

Object Code	Object Title	Dept Title	Vendor	Expenditures	Transaction Description	Card Holder Name
7300	Repair & Maintenance	Buildings & Grounds Maintenance	Home Depot Stores	6.67	prime w stud	Oscar Guerrero
7300	Repair & Maintenance	Buildings & Grounds Maintenance	Home Depot Stores	18.16	pvc cap	Oscar Guerrero
7300	Repair & Maintenance	Buildings & Grounds Maintenance	Home Depot Stores	10.44	pvc male adapter	Oscar Guerrero
7300	Repair & Maintenance	Buildings & Grounds Maintenance	Home Depot Stores	5.98	sandpaper	Oscar Guerrero
7300	Repair & Maintenance	Buildings & Grounds Maintenance	Home Depot Stores	58.05	sandply	Oscar Guerrero
7300	Repair & Maintenance	Buildings & Grounds Maintenance	Home Depot Stores	4.98	satin eden	Oscar Guerrero
7300	Repair & Maintenance	Buildings & Grounds Maintenance	Home Depot Stores	10.34	shedless knit 4x3/8	Oscar Guerrero
7300	Repair & Maintenance	Buildings & Grounds Maintenance	Home Depot Stores	7.96	strips	Oscar Guerrero
7300	Repair & Maintenance	Buildings & Grounds Maintenance	Home Depot Stores	91.84	tax	Oscar Guerrero
7300	Repair & Maintenance	Buildings & Grounds Maintenance	Home Depot Stores	5.97	white foam 2pk	Oscar Guerrero
7300	Repair & Maintenance	Buildings & Grounds Maintenance	Home Depot Stores	1.28	wing nut	Oscar Guerrero
7300	Repair & Maintenance	Buildings & Grounds Maintenance	Home Depot Stores	15.98	wood filler drdex	Oscar Guerrero
7300	Repair & Maintenance	Buildings & Grounds Maintenance	Home Depot Stores	4.38	wood glue	Oscar Guerrero

CVMVCD  
Expenditure Journal - Calcard by Name

From 4/26/2022 Through 5/23/2022

Object Code	Object Title	Dept Title	Vendor	Expenditures	Transaction Description	Card Holder Name
7300	Repair & Maintenance	Buildings & Grounds Maintenance	Home Depot Stores	74.94	woodflex bender brd	Oscar Guerrero
7300	Repair & Maintenance	Buildings & Grounds Maintenance	Home Depot Stores	34.20	woodflexplusstake	Oscar Guerrero
Total 7300	Repair & Maintenance			1,144.86		
7350	Permits, Licenses & Fees	Fleet Maintenance	South Coast AQMD	143.88	AQMD FEE - JULY 2021 - JUNE 2022	Edward Prendez
7350	Permits, Licenses & Fees	Fleet Maintenance	South Coast AQMD	3.19	CREDIT CARD FEE	Edward Prendez
Total 7350	Permits, Licenses & Fees			147.07		
7420	Offsite Vehicle Maint & Repair	Fleet Maintenance	S and D Carwash Managem...	163.20	WASH TYPE: GOOD 4/30/2022	Edward Prendez
7420	Offsite Vehicle Maint & Repair	Fleet Maintenance	Universal Brake & Alignment	79.00	For Units #37 & #34	Edward Prendez
7420	Offsite Vehicle Maint & Repair	Fleet Maintenance	Universal Brake & Alignment	79.00	Unit #37 & #34	Richard Ortiz
7420	Offsite Vehicle Maint & Repair	Fleet Maintenance	Hawk Designs	100.00	Numbering & precut decals	Richard Ortiz
Total 7420	Offsite Vehicle Maint & Repair			421.20		
7450	Equipment Parts & Supplies	Information Systems	Best Buy	5.99	BBE 6' 3.5 MM TO RCA AUDIO CABLE	Edward Prendez
7450	Equipment Parts & Supplies	Information Systems	Best Buy	0.46	TAX @ 7.75%	Edward Prendez
7450	Equipment Parts & Supplies	Fleet Maintenance	AmazonBusiness	(0.01)	Coupon Discount	Greeman Diane
7450	Equipment Parts & Supplies	Fleet Maintenance	AmazonBusiness	20.99	Hard Water Treatment	Greeman Diane

CVMVCD  
Expenditure Journal - Calcard by Name

From 4/26/2022 Through 5/23/2022

Object Code	Object Title	Dept Title	Vendor	Expenditures	Transaction Description	Card Holder Name
7450	Equipment Parts & Supplies	Fleet Maintenance	AmazonBusiness	159.99	Replacement Pump	Greeman Diane
7450	Equipment Parts & Supplies	Fleet Maintenance	AmazonBusiness	12.64	Shipping	Greeman Diane
7450	Equipment Parts & Supplies	Fleet Maintenance	AmazonBusiness	16.95	Tax	Greeman Diane
7450	Equipment Parts & Supplies	Surveillance & Quality Control	Onset Computer Corporation	1,260.00	HOBO MX2303 Two External Temperature Sensors Data Logger	Kim Hung
7450	Equipment Parts & Supplies	Surveillance & Quality Control	Onset Computer Corporation	23.94	Misc Charges	Kim Hung
7450	Equipment Parts & Supplies	Surveillance & Quality Control	Onset Computer Corporation	30.00	Shipping	Kim Hung
7450	Equipment Parts & Supplies	Surveillance & Quality Control	Onset Computer Corporation	110.25	Taxes	Kim Hung
7450	Equipment Parts & Supplies	Control Operations	Home Depot Stores	23.94	Black paint	Vincent Valenzuela
7450	Equipment Parts & Supplies	Control Operations	Home Depot Stores	76.10	Home Depot Shelf wood and Ops supplies- 4x8 Shear panel, tax	Vincent Valenzuela
7450	Equipment Parts & Supplies	Control Operations	Home Depot Stores	5.98	Home Depot Shelf wood and Ops supplies- B&G grease(Red and t	Vincent Valenzuela
7450	Equipment Parts & Supplies	Control Operations	Home Depot Stores	35.88	Home Depot Shelf wood and Ops supplies- Black, Orange and pr	Vincent Valenzuela
7450	Equipment Parts & Supplies	Control Operations	Home Depot Stores	10.96	Home Depot Shelf wood and Ops supplies- Carburetor Spray cle	Vincent Valenzuela
7450	Equipment Parts & Supplies	Control Operations	Home Depot Stores	0.76	Lumber Fee	Vincent Valenzuela
7450	Equipment Parts & Supplies	Control Operations	Home Depot Stores	13.38	Taxes	Vincent Valenzuela
Total 7450	Equipment Parts & Supplies			1,808.20		
7550	Lab Supplies & Expense	Surveillance & Quality Control	Linde Gas & Equipment Inc.	72.10	Carbon Dioxide Gas Cylinder 20 Lbs.	Arturo Gutierrez

CVMVCD  
Expenditure Journal - Calcard by Name

From 4/26/2022 Through 5/23/2022

Object Code	Object Title	Dept Title	Vendor	Expenditures	Transaction Description	Card Holder Name
7550	Lab Supplies & Expense	Surveillance & Quality Control	Linde Gas & Equipment Inc.	6.31	taxes	Arturo Gutierrez
7550	Lab Supplies & Expense	Surveillance & Quality Control	AmazonBusiness	62.89	9 Oz. Clear, smooth, wall tumblers 25 per pack (case of 20)	Gerald Chuzel
7550	Lab Supplies & Expense	Surveillance & Quality Control	AmazonBusiness	0.00	Shipping & Handling	Gerald Chuzel
7550	Lab Supplies & Expense	Surveillance & Quality Control	AmazonBusiness	5.50	Taxes	Gerald Chuzel
Total 7550	Lab Supplies & Expense			146.80		
7575	Surveillance	Surveillance & Quality Control	Staples Business Advantage	38.80	Rubber Bands # 84 1/4 lbs,	Arturo Gutierrez
7575	Surveillance	Surveillance & Quality Control	Staples Business Advantage	3.40	taxes	Arturo Gutierrez
7575	Surveillance	Surveillance & Quality Control	Clarke Mosquito Control	1,900.00	BG Lures # 10503	Arturo Gutierrez
7575	Surveillance	Surveillance & Quality Control	Clarke Mosquito Control	166.25	taxes	Arturo Gutierrez
7575	Surveillance	Surveillance & Quality Control	Mosquito & Vector Control A...	1,100.00	Mosquito pool test	Kim Hung
Total 7575	Surveillance			3,208.45		
7600	Staff Training	Human Resources	PIHRA Conference Expense	467.82	Hotel Accomodations for May 9-10	Graciela Morales
7600	Staff Training	Human Resources	PIHRA Conference Expense	53.75	Meal - 5/10/22	Graciela Morales
7600	Staff Training	Human Resources	PIHRA Conference Expense	25.04	Meal - 5/11/22	Graciela Morales
7600	Staff Training	Human Resources	PIHRA Conference Expense	32.67	Meal - 5/9/22	Graciela Morales
7600	Staff Training	Human Resources	PIHRA Conference Expense	67.86	Parking	Graciela Morales
Total 7600	Staff Training			647.14		
7675	Contract Services	Fleet Maintenance	Alldata LLC	125.00	Subscription Fees	Edward Prendez
7675	Contract Services	Fleet Maintenance	Verizon Connect Fleet USA L...	1,303.30	October 2021 Monthly Service	Edward Prendez

CVMVCD  
Expenditure Journal - Calcard by Name

From 4/26/2022 Through 5/23/2022

Object Code	Object Title	Dept Title	Vendor	Expenditures	Transaction Description	Card Holder Name
Total 7675	Contract Services			1,428.30		
7680	Cloud Computing Services	Information Systems	Zingle, Inc.	394.00	Professional Base Subscription	Cloud Computing Services
7680	Cloud Computing Services	Information Systems	Zingle, Inc.	15.00	Users	Cloud Computing Services
7680	Cloud Computing Services	Information Systems	Zoom	148.40	AUDIO CONFERENCE/Cloud Recording 100GB-January 2022 Month	Edward Prendez
7680	Cloud Computing Services	Information Systems	Codero	16.00	1 TB SATA HDD (7200 RPM) (HDD.100SATA72)	Edward Prendez
7680	Cloud Computing Services	Information Systems	Maps Made Easy	299.98	10,000 PROCESSING POINTS	Edward Prendez
Total 7680	Cloud Computing Services			873.38		
7800	Control Products	Control Operations	Adapco, Inc.	0.00	March 2022 Delivery	Abelina Torres
7800	Control Products	Control Operations	Adapco, Inc.	0.00	October 2021 Delivery	Abelina Torres
7800	Control Products	Control Operations	Adapco, Inc.	0.00	The totals reflected above include all applicable taxes, fre	Abelina Torres
7800	Control Products	Control Operations	Adapco, Inc.	4,703.45	VectoBac 12AS 100 gal.	Abelina Torres
7800	Control Products	Control Operations	Adapco, Inc.	4,785.00	Vectobac G 1600 lbs	Abelina Torres
7800	Control Products	Invasive Aedes	Adapco, Inc.	25,882.50	Vectobac WDG 700 lbs	Abelina Torres
7800	Control Products	Invasive Aedes	Adapco, Inc.	5,885.55	VectoMax FG 600 lbs	Abelina Torres
Total 7800	Control Products			41,256.50		
8415	Capital Outlay	Facility Capital Replacement	Global Equipment Company ...	5,915.70	Kwikool Portable AC Unit 1.5 Ton, 115V, 16,800 BTU	Abelina Torres
8415	Capital Outlay	Facility Capital Replacement	Global Equipment Company ...	0.00	Omnia Partners Cooperative Agreement: R211402 - Exp. 11/30/2	Abelina Torres



CVMVCD  
Expenditure Journal - Calcard by Name

From 4/26/2022 Through 5/23/2022

Object Code	Object Title	Dept Title	Vendor	Expenditures	Transaction Description	Card Holder Name
8415	Capital Outlay	Facility Capital Replacement	Global Equipment Company ...	0.00	Quote No. 6496482	Abelina Torres
8415	Capital Outlay	Facility Capital Replacement	Global Equipment Company ...	560.94	Sales Tax	Abelina Torres
8415	Capital Outlay	Facility Capital Replacement	Global Equipment Company ...	495.00	Shipping	Abelina Torres
8415	Capital Outlay	RIFA	RDO Equipment Co.	1,794.38	HRDGT-77ATV SEEDER and Plates	Geneva Ginn
8415	Capital Outlay	Fleet Maintenance	AmazonBusiness	<u>(1,256.05)</u>	Refund for items returned	Greeman Diane
Total 8415	Capital Outlay			7,509.97		
8900	Transfer to other funds	Buildings & Grounds Maintenance	Home Depot Stores	29.88	painters touch 2x satin eden	Oscar Guerrero
8900	Transfer to other funds	Buildings & Grounds Maintenance	Home Depot Stores	2.61	tax	Oscar Guerrero
Total 8900	Transfer to other funds			<u>32.49</u>		
Report Total				<u><u>73,061.56</u></u>		

Coachella Valley Mosquito and Vector Control District  
**FINANCES AT A GLANCE**  
**ALL FUNDS COMBINED**  
For the Month Ended May 31, 2022

	Beginning of the Month	Change During the Month	End of the Month
INVESTMENTS	12,126,014	429,113	12,555,127
CASH	167,278	(8,919)	158,358
INVESTMENTS & CASH	12,293,292	420,194	12,713,486
CURRENT ASSETS	1,697,174	983,105	2,680,279
FIXED ASSETS	9,632,595	-	9,632,595
OTHER ASSETS	4,995,513	-	4,995,513
TOTAL ASSETS	28,618,574	1,403,298	30,021,873
TOTAL LIABILITIES	5,789,692	(71,072)	5,718,620
TOTAL DISTRICT EQUITY	22,828,882	1,474,371	24,303,253
TOTAL LIABILITIES & EQUITY	28,618,574	1,403,298	30,021,873
RECEIPTS			
		\$ 1,351,124	
CASH DISBURSEMENTS			
Payroll	\$ 448,793		
General Admin	\$ 482,137		
Total Cash Disbursements		\$ (930,930)	
NON-CASH ENTRIES:			
Accrual Modifications - Changes in A/P, A/R & Pre-paid insurance		\$ 983,104	
Change during Month - Excess of Cash over Receipts & Non-Cash Adjustments		\$ 1,403,298	

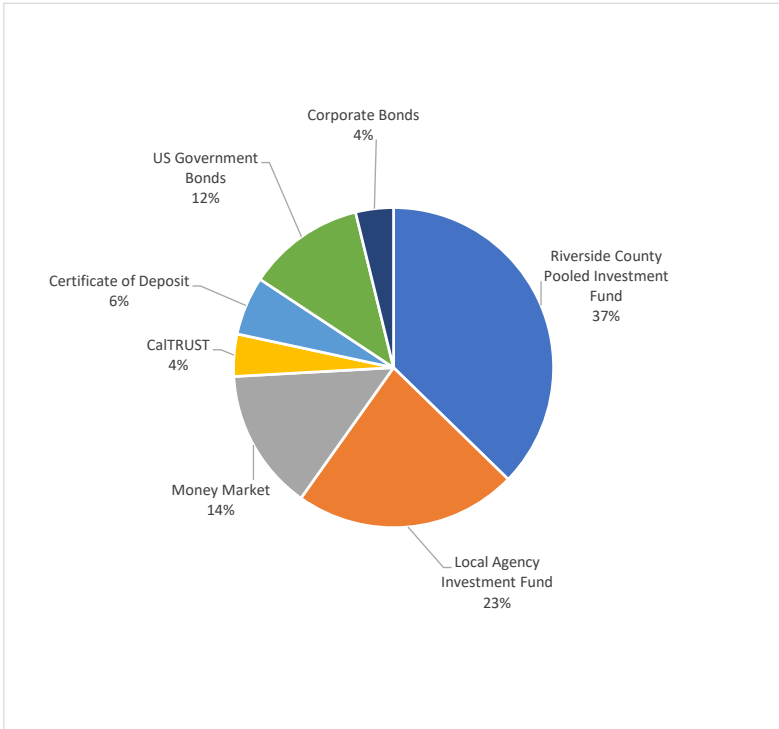
**CVMVCD**  
 Cash Journal - deposits  
 From 5/1/2022 Through 5/31/2022

<u>Effective ...</u>	<u>Transaction Description</u>	<u>Deposits</u>	<u>Payee/Recipient Name</u>
5/31/2022	Current Year SBE	67,800.07	Riverside County
5/31/2022	May Receipts - Bank Interest	15.34	California Bank & Trust
5/31/2022	May Receipts - CA Homeowners Tax Relief	13,188.55	Riverside County
5/31/2022	May Receipts - Current Secured	1,268,043.69	Riverside County
5/31/2022	Surveillance	<u>2,076.00</u>	Riverside County Department of Environmental Health
Report Total		<u><u>1,351,123.65</u></u>	

**COACHELLA VALLEY MOSQUITO AND VECTOR CONTROL DISTRICT  
INVESTMENT FUND BALANCES AS OF MAY 31, 2022**

INSTITUTION	IDENTIFICATION	Issue Date	Maturity Date	YIELD	General Fund	Thermal Capital Fund	Capital Equipment Replacement Fund	Capital Facility Replacement Fund	BALANCE
LAIF	Common Investments			0.68%	2,533,931	29,555	22,411	243,408	\$ 2,829,306
Riverside County	Funds 51105 & 51115			0.56%	4,192,922	48,905	37,084	402,770	\$ 4,681,681
CalTRUST	Medium Term Fund			0.21%	479,120	5,588	4,237	46,024	\$ 534,970
CA Bank & Trust	Market Rate			0.02%	1,591,648	18,565	14,077	152,893	\$ 1,777,183
Pershing	Market Rate			0.00%	15,533	181	137	1,492	\$ 17,343
BMW Bank	Certificate of Deposit	11/20/2020	11/20/2025	0.50%			59,440	188,226	\$ 247,665
State BK of India	Certificate of Deposit	11/23/2020	11/24/2025	0.55%			59,557	188,597	\$ 248,153
Goldman Sachs	Certificate of Deposit	9/21/2021	9/22/2026	1.05%		37,736	50,474	159,833	\$ 248,043
Federal Home Ln	US Government Bonds	11/24/2020	11/24/2025	0.63%			179,402	568,108	\$ 747,510
Federal Natl Mtg Assn	US Government Bonds	11/25/2020	11/25/2025	0.63%			178,461	565,127	\$ 743,588
Bank Amer Corp	Corporate Bonds	11/25/2020	11/25/2025	0.65%			115,124	364,561	\$ 479,685
<b>Total Investments</b>					8,813,154	140,531	720,404	2,881,038	<b>\$ 12,555,127</b>

**PORTFOLIO COMPOSITION AS OF MAY 31, 2022  
WEIGHTED YIELD 0.51%**



In compliance with the California Code Section 53646; the Finance Administrator of the Coachella Valley Mosquito and Vector Control District hereby certifies that sufficient liquidity and anticipated revenue are available to meet the District's budgeted expenditure requirements for the next six months.

Investments in the report meet the requirements of the Coachella Valley Mosquito and Vector Control District's adopted investment policy

Respectfully submitted

NOTED AND APPROVED

CVMVCD  
Statement of Revenue and Expenditures  
May 31, 2022

	Annual Budget	YTD Budget	YTD Actual	YTD Budget Variance	Current Period Budget	Current Period Actual	Current Period Variance	Annual Budget Variance	Percent Annual Budget
<b>Revenues</b>									
4000	Property Tax - Current Secured	4,121,655	3,940,439	<b>4,101,481</b>	161,041	1,334,142	<b>1,335,844</b>	1,701	(20,174) (0)%
4010	Property Tax - Curr. Supplmntl	30,561	0	<b>0</b>	0	0	<b>0</b>	0	(30,561) (100)%
4020	Property Tax - Curr. Unsecured	170,821	165,780	<b>196,264</b>	30,483	0	<b>0</b>	25,443	15 %
4030	Homeowners Tax Relief	36,430	36,430	<b>32,028</b>	(4,402)	5,522	<b>13,189</b>	7,667	(4,402) (12)%
4070	Property Tax - Prior Supp.	23,736	0	<b>60,757</b>	60,757	0	<b>0</b>	37,021	156 %
4080	Property Tax - Prior Unsecured	9,069	0	<b>0</b>	0	0	<b>0</b>	(9,069)	(100)%
4090	Redevelopment Pass-Thru	5,406,064	2,703,032	<b>3,002,448</b>	299,416	0	<b>0</b>	(2,403,616)	(44)%
4520	Interest Income - LAIF/CDs	42,000	31,500	<b>24,608</b>	(6,892)	0	<b>15</b>	15	(17,392) (41)%
4530	Other Miscellaneous Receipts	63,000	57,750	<b>34,672</b>	(23,078)	5,250	<b>0</b>	(5,250)	(28,328) (45)%
4551	Benefit Assessment Income	2,299,810	2,196,490	<b>2,236,541</b>	40,052	967,523	<b>970,677</b>	3,154	(63,269) (3)%
	<b>Total Revenues</b>	<b>12,203,146</b>	<b>9,131,421</b>	<b>9,688,798</b>	<b>557,377</b>	<b>2,312,437</b>	<b>2,319,725</b>	<b>7,288</b>	<b>(2,514,348) (21)%</b>

**Expenditures**

**Payroll Expenses**

5101	Payroll - FT	5,373,288	4,914,228	<b>4,792,043</b>	122,185	459,046	<b>440,176</b>	18,871	581,245 11 %
5102	Payroll Seasonal	203,400	186,450	<b>204,080</b>	(17,630)	16,950	<b>3,677</b>	13,274	(680) (0)%
5103	Temporary Services	6,900	6,900	<b>0</b>	6,900	0	<b>0</b>	0	6,900 100 %
5105	Payroll - Overtime Expense	45,120	41,360	<b>5,132</b>	36,228	3,760	<b>626</b>	3,134	39,988 89 %
5150	CalPERS State Retirement	1,873,120	1,716,198	<b>1,865,888</b>	(149,690)	156,921	<b>95,752</b>	61,169	7,233 0 %
5155	Social Security Expense	331,680	303,363	<b>314,162</b>	(10,799)	28,316	<b>28,323</b>	(7)	17,518 5 %
5165	Medicare Expense	77,570	70,948	<b>74,642</b>	(3,694)	6,622	<b>6,624</b>	(2)	2,929 4 %
5170	Cafeteria Plan	1,141,827	1,043,833	<b>1,068,350</b>	(24,517)	97,990	<b>18,204</b>	79,786	73,476 6 %
5172	Retiree Healthcare	372,588	341,539	<b>359,311</b>	(17,772)	31,049	<b>32,262</b>	(1,213)	13,277 4 %
5180	Deferred Compensation	108,010	98,905	<b>95,185</b>	3,720	9,105	<b>(2,638)</b>	11,743	12,826 12 %
5195	Unemployment Insurance	34,236	31,256	<b>32,577</b>	(1,320)	2,980	<b>493</b>	2,487	1,660 5 %
	<b>Total Payroll Expenses</b>	<b>9,567,740</b>	<b>8,754,980</b>	<b>8,811,368</b>	<b>(56,388)</b>	<b>812,740</b>	<b>623,498</b>	<b>189,242</b>	<b>756,371 8 %</b>

CVMVCD  
Statement of Revenue and Expenditures  
May 31, 2022

	Annual Budget	YTD Budget	YTD Actual	YTD Budget Variance	Current Period Budget	Current Period Actual	Current Period Variance	Annual Budget Variance	Percent Annual Budget
<b>Administrative Expenses</b>									
5250	Tuition Reimbursement	20,000	18,333	<b>8,825</b>	9,508	1,667	<b>0</b>	1,667	11,175 56 %
5300	Employee Incentive	15,500	14,208	<b>7,090</b>	7,118	1,292	<b>123</b>	1,168	8,410 54 %
5301	Employee Support	0	0	<b>1,172</b>	(1,172)	0	<b>213</b>	(213)	(1,172) 0 %
5302	Wellness	5,600	5,133	<b>4,847</b>	286	467	<b>4,275</b>	(3,808)	753 13 %
5305	Employee Assistance Program	3,200	2,933	<b>3,461</b>	(527)	267	<b>923</b>	(656)	(261) (8)%
6000	Property & Liability Insurance	156,406	141,706	<b>170,432</b>	(28,726)	14,701	<b>17,526</b>	(2,825)	(14,026) (9)%
6001	Workers' Compensation Insurance	181,607	160,223	<b>90,832</b>	69,391	21,384	<b>21,345</b>	39	90,775 50 %
6050	Dues & Memberships	42,816	39,162	<b>33,273</b>	5,889	2,654	<b>2,249</b>	405	9,543 22 %
6060	Reproduction & Printing	7,950	7,704	<b>4,347</b>	3,357	246	<b>1,022</b>	(776)	3,603 45 %
6065	Recruitment/Advertising	7,500	6,875	<b>4,281</b>	2,594	625	<b>302</b>	323	3,219 43 %
6070	Office Supplies	17,111	15,685	<b>9,453</b>	6,232	1,426	<b>222</b>	1,204	7,658 45 %
6075	Postage	5,750	5,271	<b>518</b>	4,753	479	<b>0</b>	479	5,232 92 %
6080	Computer & Network Systems	8,199	7,516	<b>7,606</b>	(90)	683	<b>25</b>	659	593 7 %
6085	Bank Service Charges	200	183	<b>(15)</b>	198	17	<b>0</b>	17	215 107 %
6090	Local Agency Formation Comm.	2,400	2,400	<b>2,243</b>	157	0	<b>0</b>	0	157 7 %
6095	Professional Fees	192,000	185,250	<b>149,821</b>	35,429	6,750	<b>20,179</b>	(13,429)	42,179 22 %
6100	Attorney Fees	68,000	62,333	<b>58,682</b>	3,651	5,667	<b>8,275</b>	(2,608)	9,318 14 %
6105	Legal Services / Filing Fees	1,000	917	<b>0</b>	917	83	<b>0</b>	83	1,000 100 %
6106	HR Risk Management	6,000	5,500	<b>1,500</b>	4,000	500	<b>0</b>	500	4,500 75 %
6110	Conference Expense	44,400	42,917	<b>22,429</b>	20,488	1,483	<b>461</b>	1,023	21,971 49 %
6115	In-Lieu	13,200	12,100	<b>11,300</b>	800	1,100	<b>1,000</b>	100	1,900 14 %
6120	Trustee Support	7,600	6,967	<b>782</b>	6,184	633	<b>0</b>	633	6,818 90 %
6200	Meetings Expense	4,890	4,482	<b>3,849</b>	633	408	<b>0</b>	408	1,041 21 %
6210	Promotion & Education	5,000	5,000	<b>2,840</b>	2,160	0	<b>0</b>	0	2,160 43 %
6220	Public Outreach Advertising	46,000	46,000	<b>40,140</b>	5,860	0	<b>0</b>	0	5,860 13 %
6500	Benefit Assessment Expenses	86,000	86,000	<b>78,666</b>	7,334	0	<b>(64,801)</b>	64,801	7,334 9 %
<b>Total Administrative Expenses</b>		<b>948,329</b>	<b>884,799</b>	<b>718,374</b>	166,425	62,530	<b>13,338</b>	49,192	229,955 24 %
<b>Utilities</b>									
	6 <sup>4</sup> Utilities	106,000	97,167	<b>102,034</b>	(4,867)	8,833	<b>7,999</b>	835	3,966 4 %
	6 <sup>4</sup> Telecommunications	1,824	1,672	<b>1,692</b>	(20)	152	<b>0</b>	152	132 7 %
<b>Total Utilities</b>		<b>107,824</b>	<b>98,839</b>	<b>103,726</b>	(4,887)	8,985	<b>7,999</b>	987	4,098 4 %

CVMVCD  
Statement of Revenue and Expenditures  
May 31, 2022

	Annual Budget	YTD Budget	YTD Actual	YTD Budget Variance	Current Period Budget	Current Period Actual	Current Period Variance	Annual Budget Variance	Percent Annual Budget
<b>Operating</b>									
7000	Uniform Expense	44,727	41,038	<b>43,848</b>	(2,810)	3,689	<b>4,634</b>	(946)	879 2 %
7050	Safety Expense	32,375	29,706	<b>27,024</b>	2,682	2,669	<b>6,355</b>	(3,686)	5,351 17 %
7100	Physican Fees	5,000	4,583	<b>3,265</b>	1,318	417	<b>625</b>	(208)	1,735 35 %
7150	IT Communications	56,860	52,122	<b>45,140</b>	6,981	4,738	<b>2,389</b>	2,350	11,720 21 %
7200	Household Supplies	3,000	2,750	<b>2,776</b>	(26)	250	<b>0</b>	250	224 7 %
7300	Repair & Maintenance	42,000	38,500	<b>51,238</b>	(12,738)	3,500	<b>4,889</b>	(1,389)	(9,238) (22)%
7310	Maintenance & Calibration	6,170	6,170	<b>4,831</b>	1,339	0	<b>0</b>	0	1,339 22 %
7350	Permits, Licenses & Fees	8,273	7,848	<b>7,912</b>	(64)	426	<b>147</b>	279	362 4 %
7360	Software Licensing	22,305	22,305	<b>21,295</b>	1,010	0	<b>2,500</b>	(2,500)	1,010 5 %
7400	Vehicle Parts & Supplies	44,720	40,993	<b>39,051</b>	1,942	3,727	<b>212</b>	3,515	5,669 13 %
7420	Offsite Vehicle Maint & Repair	17,343	15,898	<b>9,463</b>	6,435	1,445	<b>421</b>	1,024	7,880 45 %
7450	Equipment Parts & Supplies	28,620	26,395	<b>16,865</b>	9,530	1,750	<b>2,193</b>	(443)	11,755 41 %
7500	Small Tools Furniture & Equip	4,400	4,033	<b>3,151</b>	882	367	<b>0</b>	367	1,249 28 %
7550	Lab Supplies & Expense	36,700	33,492	<b>18,015</b>	15,477	3,208	<b>2,222</b>	986	18,685 51 %
7570	Aerial Pool Surveillance	26,000	26,000	<b>2,400</b>	23,600	26,000	<b>2,400</b>	23,600	23,600 91 %
7575	Surveillance	60,360	58,601	<b>69,951</b>	(11,350)	1,759	<b>3,649</b>	(1,890)	(9,591) (16)%
7600	Staff Training	85,824	80,139	<b>44,408</b>	35,731	6,385	<b>647</b>	5,738	41,416 48 %
7650	Equipment Rental	1,000	917	<b>297</b>	619	83	<b>0</b>	83	703 70 %
7675	Contract Services	109,720	101,782	<b>115,802</b>	(14,020)	9,928	<b>7,223</b>	2,705	(6,082) (6)%
7680	Cloud Computing Services	101,370	83,784	<b>89,067</b>	(5,283)	2,329	<b>1,190</b>	1,139	12,303 12 %
7700	Motor Fuel & Oils	80,000	73,333	<b>100,361</b>	(27,028)	6,667	<b>7,924</b>	(1,258)	(20,361) (25)%
7750	Field Supplies	14,600	13,383	<b>7,604</b>	5,780	1,217	<b>408</b>	809	6,996 48 %
7800	Control Products	711,280	689,393	<b>489,937</b>	199,455	21,887	<b>62,920</b>	(41,032)	221,343 31 %
7850	Aerial Applications	209,213	191,779	<b>199,022</b>	(7,244)	17,434	<b>35,801</b>	(18,367)	10,191 5 %
7860	Unmanned Aircraft Application Services	40,000	36,667	<b>26,318</b>	10,349	3,333	<b>0</b>	3,333	13,682 34 %
8415	Capital Outlay	46,343	43,631	<b>26,701</b>	16,930	2,712	<b>538</b>	2,174	19,642 42 %
8510	Research Projects	182,093	171,626	<b>144,307</b>	27,319	10,467	<b>11,427</b>	(960)	37,786 21 %
9000	Contingency Expense	109,750	100,604	<b>0</b>	100,604	9,146	<b>0</b>	9,146	109,750 100 %
<b>Total Operating</b>		2,130,046	1,997,471	<b>1,610,048</b>	387,423	145,533	<b>160,716</b>	(15,183)	519,998 24 %
<b>Contribution to Capital Reserves</b>									
	85 Transfer to other funds	481,300	441,192	<b>441,224</b>	(32)	40,108	<b>40,141</b>	(32)	40,076 8 %
<b>Total Contribution to Capital Reserves</b>		481,300	441,192	<b>441,224</b>	(32)	40,108	<b>40,141</b>	(32)	40,076 8 %

CVMVCD  
Statement of Revenue and Expenditures  
May 31, 2022

	Annual Budget	YTD Budget	YTD Actual	YTD Budget Variance	Current Period Budget	Current Period Actual	Current Period Variance	Annual Budget Variance	Percent Annual Budget
<b>Revenues</b>									
4000	Property Tax - Current Secured	4,121,655	3,940,439	<b>4,101,481</b>	161,041	1,334,142	<b>1,335,844</b>	1,701	(20,174) (0)%
4010	Property Tax - Curr. Supplmntl	30,561	0	<b>0</b>	0	0	<b>0</b>	0	(30,561) (100)%
4020	Property Tax - Curr. Unsecured	170,821	165,780	<b>196,264</b>	30,483	0	<b>0</b>	25,443	15 %
4030	Homeowners Tax Relief	36,430	36,430	<b>32,028</b>	(4,402)	5,522	<b>13,189</b>	7,667	(4,402) (12)%
4070	Property Tax - Prior Supp.	23,736	0	<b>60,757</b>	60,757	0	<b>0</b>	37,021	156 %
4080	Property Tax - Prior Unsecured	9,069	0	<b>0</b>	0	0	<b>0</b>	(9,069)	(100)%
4090	Redevelopment Pass-Thru	5,406,064	2,703,032	<b>3,002,448</b>	299,416	0	<b>0</b>	(2,403,616)	(44)%
4520	Interest Income - LAIF/CDs	42,000	31,500	<b>24,608</b>	(6,892)	0	<b>15</b>	15	(17,392) (41)%
4530	Other Miscellaneous Receipts	63,000	57,750	<b>34,672</b>	(23,078)	5,250	<b>0</b>	(5,250)	(28,328) (45)%
4551	Benefit Assessment Income	2,299,810	2,196,490	<b>2,236,541</b>	40,052	967,523	<b>970,677</b>	3,154	(63,269) (3)%
	<b>Total Revenues</b>	<b>12,203,146</b>	<b>9,131,421</b>	<b>9,688,798</b>	<b>557,377</b>	<b>2,312,437</b>	<b>2,319,725</b>	<b>7,288</b>	<b>(2,514,348) (21)%</b>

**Expenditures**

**Payroll Expenses**

5101	Payroll - FT	5,373,288	4,914,228	<b>4,792,043</b>	122,185	459,046	<b>440,176</b>	18,871	581,245 11 %
5102	Payroll Seasonal	203,400	186,450	<b>204,080</b>	(17,630)	16,950	<b>3,677</b>	13,274	(680) (0)%
5103	Temporary Services	6,900	6,900	<b>0</b>	6,900	0	<b>0</b>	0	6,900 100 %
5105	Payroll - Overtime Expense	45,120	41,360	<b>5,132</b>	36,228	3,760	<b>626</b>	3,134	39,988 89 %
5150	CalPERS State Retirement	1,873,120	1,716,198	<b>1,865,888</b>	(149,690)	156,921	<b>95,752</b>	61,169	7,233 0 %
5155	Social Security Expense	331,680	303,363	<b>314,162</b>	(10,799)	28,316	<b>28,323</b>	(7)	17,518 5 %
5165	Medicare Expense	77,570	70,948	<b>74,642</b>	(3,694)	6,622	<b>6,624</b>	(2)	2,929 4 %
5170	Cafeteria Plan	1,141,827	1,043,833	<b>1,068,350</b>	(24,517)	97,990	<b>18,204</b>	79,786	73,476 6 %
5172	Retiree Healthcare	372,588	341,539	<b>359,311</b>	(17,772)	31,049	<b>32,262</b>	(1,213)	13,277 4 %
5180	Deferred Compensation	108,010	98,905	<b>95,185</b>	3,720	9,105	<b>(2,638)</b>	11,743	12,826 12 %
5195	Unemployment Insurance	34,236	31,256	<b>32,577</b>	(1,320)	2,980	<b>493</b>	2,487	1,660 5 %
	<b>Total Payroll Expenses</b>	<b>9,567,740</b>	<b>8,754,980</b>	<b>8,811,368</b>	<b>(56,388)</b>	<b>812,740</b>	<b>623,498</b>	<b>189,242</b>	<b>756,371 8 %</b>



CVMVCD  
Statement of Revenue and Expenditures  
May 31, 2022

	Annual Budget	YTD Budget	YTD Actual	YTD Budget Variance	Current Period Budget	Current Period Actual	Current Period Variance	Annual Budget Variance	Percent Annual Budget
<b>Administrative Expenses</b>									
5250	Tuition Reimbursement	20,000	18,333	<b>8,825</b>	9,508	1,667	<b>0</b>	1,667	11,175 56 %
5300	Employee Incentive	15,500	14,208	<b>7,090</b>	7,118	1,292	<b>123</b>	1,168	8,410 54 %
5301	Employee Support	0	0	<b>1,172</b>	(1,172)	0	<b>213</b>	(213)	(1,172) 0 %
5302	Wellness	5,600	5,133	<b>4,847</b>	286	467	<b>4,275</b>	(3,808)	753 13 %
5305	Employee Assistance Program	3,200	2,933	<b>3,461</b>	(527)	267	<b>923</b>	(656)	(261) (8)%
6000	Property & Liability Insurance	156,406	141,706	<b>170,432</b>	(28,726)	14,701	<b>17,526</b>	(2,825)	(14,026) (9)%
6001	Workers' Compensation Insurance	181,607	160,223	<b>90,832</b>	69,391	21,384	<b>21,345</b>	39	90,775 50 %
6050	Dues & Memberships	42,816	39,162	<b>33,273</b>	5,889	2,654	<b>2,249</b>	405	9,543 22 %
6060	Reproduction & Printing	7,950	7,704	<b>4,347</b>	3,357	246	<b>1,022</b>	(776)	3,603 45 %
6065	Recruitment/Advertising	7,500	6,875	<b>4,281</b>	2,594	625	<b>302</b>	323	3,219 43 %
6070	Office Supplies	17,111	15,685	<b>9,453</b>	6,232	1,426	<b>222</b>	1,204	7,658 45 %
6075	Postage	5,750	5,271	<b>518</b>	4,753	479	<b>0</b>	479	5,232 92 %
6080	Computer & Network Systems	8,199	7,516	<b>7,606</b>	(90)	683	<b>25</b>	659	593 7 %
6085	Bank Service Charges	200	183	<b>(15)</b>	198	17	<b>0</b>	17	215 107 %
6090	Local Agency Formation Comm.	2,400	2,400	<b>2,243</b>	157	0	<b>0</b>	0	157 7 %
6095	Professional Fees	192,000	185,250	<b>149,821</b>	35,429	6,750	<b>20,179</b>	(13,429)	42,179 22 %
6100	Attorney Fees	68,000	62,333	<b>58,682</b>	3,651	5,667	<b>8,275</b>	(2,608)	9,318 14 %
6105	Legal Services / Filing Fees	1,000	917	<b>0</b>	917	83	<b>0</b>	83	1,000 100 %
6106	HR Risk Management	6,000	5,500	<b>1,500</b>	4,000	500	<b>0</b>	500	4,500 75 %
6110	Conference Expense	44,400	42,917	<b>22,429</b>	20,488	1,483	<b>461</b>	1,023	21,971 49 %
6115	In-Lieu	13,200	12,100	<b>11,300</b>	800	1,100	<b>1,000</b>	100	1,900 14 %
6120	Trustee Support	7,600	6,967	<b>782</b>	6,184	633	<b>0</b>	633	6,818 90 %
6200	Meetings Expense	4,890	4,482	<b>3,849</b>	633	408	<b>0</b>	408	1,041 21 %
6210	Promotion & Education	5,000	5,000	<b>2,840</b>	2,160	0	<b>0</b>	0	2,160 43 %
6220	Public Outreach Advertising	46,000	46,000	<b>40,140</b>	5,860	0	<b>0</b>	0	5,860 13 %
6500	Benefit Assessment Expenses	86,000	86,000	<b>78,666</b>	7,334	0	<b>(64,801)</b>	64,801	7,334 9 %
<b>Total Administrative Expenses</b>		<b>948,329</b>	<b>884,799</b>	<b>718,374</b>	166,425	62,530	<b>13,338</b>	49,192	229,955 24 %
<b>Utilities</b>									
	6 <sup>4</sup> Utilities	106,000	97,167	<b>102,034</b>	(4,867)	8,833	<b>7,999</b>	835	3,966 4 %
	6 <sup>4</sup> Telecommunications	1,824	1,672	<b>1,692</b>	(20)	152	<b>0</b>	152	132 7 %
<b>Total Utilities</b>		<b>107,824</b>	<b>98,839</b>	<b>103,726</b>	(4,887)	8,985	<b>7,999</b>	987	4,098 4 %

CVMVCD  
Statement of Revenue and Expenditures  
May 31, 2022

			YTD	Current		Current	Annual	Percent	
			Budget	Period		Period	Budget	Annual	
			Variance	Budget	Current	Variance	Variance	Budget	
					Period Actual				
		Annual Budget	YTD Budget	YTD Actual					
<b>Operating</b>									
7000	Uniform Expense	44,727	41,038	<b>43,848</b>	(2,810)	3,689	<b>4,634</b>	(946)	879 2 %
7050	Safety Expense	32,375	29,706	<b>27,024</b>	2,682	2,669	<b>6,355</b>	(3,686)	5,351 17 %
7100	Physican Fees	5,000	4,583	<b>3,265</b>	1,318	417	<b>625</b>	(208)	1,735 35 %
7150	IT Communications	56,860	52,122	<b>45,140</b>	6,981	4,738	<b>2,389</b>	2,350	11,720 21 %
7200	Household Supplies	3,000	2,750	<b>2,776</b>	(26)	250	<b>0</b>	250	224 7 %
7300	Repair & Maintenance	42,000	38,500	<b>51,238</b>	(12,738)	3,500	<b>4,889</b>	(1,389)	(9,238) (22)%
7310	Maintenance & Calibration	6,170	6,170	<b>4,831</b>	1,339	0	<b>0</b>	0	1,339 22 %
7350	Permits, Licenses & Fees	8,273	7,848	<b>7,912</b>	(64)	426	<b>147</b>	279	362 4 %
7360	Software Licensing	22,305	22,305	<b>21,295</b>	1,010	0	<b>2,500</b>	(2,500)	1,010 5 %
7400	Vehicle Parts & Supplies	44,720	40,993	<b>39,051</b>	1,942	3,727	<b>212</b>	3,515	5,669 13 %
7420	Offsite Vehicle Maint & Repair	17,343	15,898	<b>9,463</b>	6,435	1,445	<b>421</b>	1,024	7,880 45 %
7450	Equipment Parts & Supplies	28,620	26,395	<b>16,865</b>	9,530	1,750	<b>2,193</b>	(443)	11,755 41 %
7500	Small Tools Furniture & Equip	4,400	4,033	<b>3,151</b>	882	367	<b>0</b>	367	1,249 28 %
7550	Lab Supplies & Expense	36,700	33,492	<b>18,015</b>	15,477	3,208	<b>2,222</b>	986	18,685 51 %
7570	Aerial Pool Surveillance	26,000	26,000	<b>2,400</b>	23,600	26,000	<b>2,400</b>	23,600	23,600 91 %
7575	Surveillance	60,360	58,601	<b>69,951</b>	(11,350)	1,759	<b>3,649</b>	(1,890)	(9,591) (16)%
7600	Staff Training	85,824	80,139	<b>44,408</b>	35,731	6,385	<b>647</b>	5,738	41,416 48 %
7650	Equipment Rental	1,000	917	<b>297</b>	619	83	<b>0</b>	83	703 70 %
7675	Contract Services	109,720	101,782	<b>115,802</b>	(14,020)	9,928	<b>7,223</b>	2,705	(6,082) (6)%
7680	Cloud Computing Services	101,370	83,784	<b>89,067</b>	(5,283)	2,329	<b>1,190</b>	1,139	12,303 12 %
7700	Motor Fuel & Oils	80,000	73,333	<b>100,361</b>	(27,028)	6,667	<b>7,924</b>	(1,258)	(20,361) (25)%
7750	Field Supplies	14,600	13,383	<b>7,604</b>	5,780	1,217	<b>408</b>	809	6,996 48 %
7800	Control Products	711,280	689,393	<b>489,937</b>	199,455	21,887	<b>62,920</b>	(41,032)	221,343 31 %
7850	Aerial Applications	209,213	191,779	<b>199,022</b>	(7,244)	17,434	<b>35,801</b>	(18,367)	10,191 5 %
7860	Unmanned Aircraft Application Services	40,000	36,667	<b>26,318</b>	10,349	3,333	<b>0</b>	3,333	13,682 34 %
8415	Capital Outlay	46,343	43,631	<b>26,701</b>	16,930	2,712	<b>538</b>	2,174	19,642 42 %
8510	Research Projects	182,093	171,626	<b>144,307</b>	27,319	10,467	<b>11,427</b>	(960)	37,786 21 %
9000	Contingency Expense	109,750	100,604	<b>0</b>	100,604	9,146	<b>0</b>	9,146	109,750 100 %
<b>Total Operating</b>		<b>2,130,046</b>	<b>1,997,471</b>	<b>1,610,048</b>	<b>387,423</b>	<b>145,533</b>	<b>160,716</b>	<b>(15,183)</b>	<b>519,998 24 %</b>

CVMVCD  
Statement of Revenue and Expenditures  
May 31, 2022

	Annual Budget	YTD Budget	YTD Actual	YTD Budget Variance	Current Period Budget	Current Period Actual	Current Period Variance	Annual Budget Variance	Percent Annual Budget
<b>Contribution to Capital Reserves</b>									
8900      Transfer to other funds	481,300	441,192	<b>441,224</b>	(32)	40,108	<b>40,141</b>	(32)	40,076	8 %
<b>Total Contribution to Capital Reserves</b>	481,300	441,192	<b>441,224</b>	(32)	40,108	<b>40,141</b>	(32)	40,076	8 %
<b>Total Expenditures</b>	13,235,239	12,177,281	<b>11,684,741</b>	492,540	1,069,897	<b>845,691</b>	224,206	1,550,498	12 %
<b>Net revenue over/(under) expenditures</b>	(1,032,093)	(3,045,860)	<b>(1,995,943)</b>	1,049,917	1,242,540	<b>1,474,034</b>			

CVMVCD  
Balance Sheet  
As of 5/31/2022

		Current Year
Assets		
Cash and Investments		
1000	Cash - Investments	12,555,127.48
1012	Cash - Clearing Account	150.00
1016	Petty Cash	500.00
1017	Petty Cash Checking	1,500.00
1035	CB&T General Checking	5,392.58
1036	CB&T Payroll Checking	150,815.63
	Total Cash and Investments	12,713,485.69
Current Assets		
1050	Accounts Receivable	1,035,477.78
1080	Interest Receivable	4,539.84
1085	Inventory	633,981.76
1167	Prepaid Research Proposals	79,986.95
1168	Prepaid Insurance	41,430.19
1169	Deposits	884,862.00
	Total Current Assets	2,680,278.52
Fixed Assets		
1170	Construction in Progress	4,925.00
1300	Equipment/Vehicles	2,055,955.14
1310	Computer Equipment	488,713.68
1311	GIS Computer Systems	301,597.91
1320	Office Furniture & Equipment	1,300,099.10
1330	Land	417,873.30
1335	Oleander Building	5,665,861.83
1336	Signage	23,651.39
1340	Structures & Improvements	3,026,125.52
1341	Bio Control Building	6,849,603.74
1342	Bio Control Equip/Furn	43,986.77
1399	Accumulated Depreciation	(10,545,798.38)
	Total Fixed Assets	9,632,595.00

CVMVCD  
Balance Sheet  
As of 5/31/2022

		Current Year
Other Assets		
1520	Resources to Be Provided	3,514,102.32
1525	Deferred Outflows of Resources	1,068,928.00
1530	Deferred Outflows of Resources - OPEB	412,483.00
1900	Due to/from	0.12
	Total Other Assets	4,995,513.44
	Total Assets	30,021,872.65
Liabilities		
Short-term Liabilities		
Accounts Payable		
2015	Credit Card Payable	55,982.90
2020	Accounts Payable	588,760.05
2030	Accrued Payroll	0.03
2040	Payroll Taxes Payable	84.54
2175	Claims/Judgements Payable	(426.30)
2185	Employee Dues	426.30
	Total Accounts Payable	644,827.52
Deferred Revenue		
2025	Deferred Revenue	11,250.00
	Total Deferred Revenue	11,250.00
	Total Short-term Liabilities	656,077.52
Long-term Liabilities		
2100	Pollution Remediation Obligation	2,100,000.00
2200	Net Pension Liability	1,612,919.00
2210	Deferred Inflows of Resources	85,158.00
2230	Deferred Inflows - OPEB	16,118.00
2300	Net OPEB Liability	453,746.00
2500	Compensated Absences Payable	794,601.32
	Total Long-term Liabilities	5,062,542.32
	Total Liabilities	5,718,619.84

CVMVCD  
Balance Sheet  
As of 5/31/2022

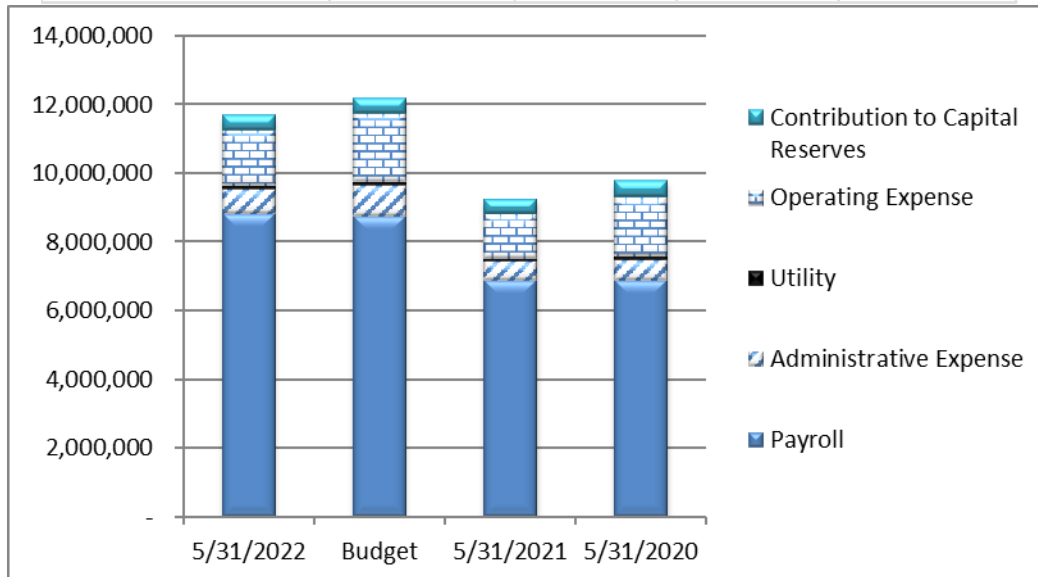
		Current Year
	Fund Balance	
	Non Spendable Fund Balance	
3920	Investment in Fixed Assets	10,698,793.35
3945	Reserve for Prepaids & Deposit	1,041,259.68
3960	Reserve for Inventory	459,270.86
	Total Non Spendable Fund Balance	12,199,323.89
	Committed Fund Balance	
3965	Public Health Emergency	4,851,276.00
	Total Committed Fund Balance	4,851,276.00
	Assigned Fund Balance	
3910	Reserve for Operations	5,800,000.00
3925	Reserve for Future Healthcare Liabilities	453,746.00
3955	Thermal Remediation Fund	63,688.00
3970	Reserve for Equipment	726,018.00
3971	Reserve for Facility & Vehicle Replacement	2,659,312.00
	Total Assigned Fund Balance	9,702,764.00
	Unassigned Fund Balance	
3900	Fund Equity	(568,650.76)
	Total Unassigned Fund Balance	(568,650.76)
	Current YTD Net Income	
		(1,881,460.32)
	Total Current YTD Net Income	(1,881,460.32)
	Total Fund Balance	24,303,252.81
	Total Liabilities and Net Assets	30,021,872.65

## FINANCE

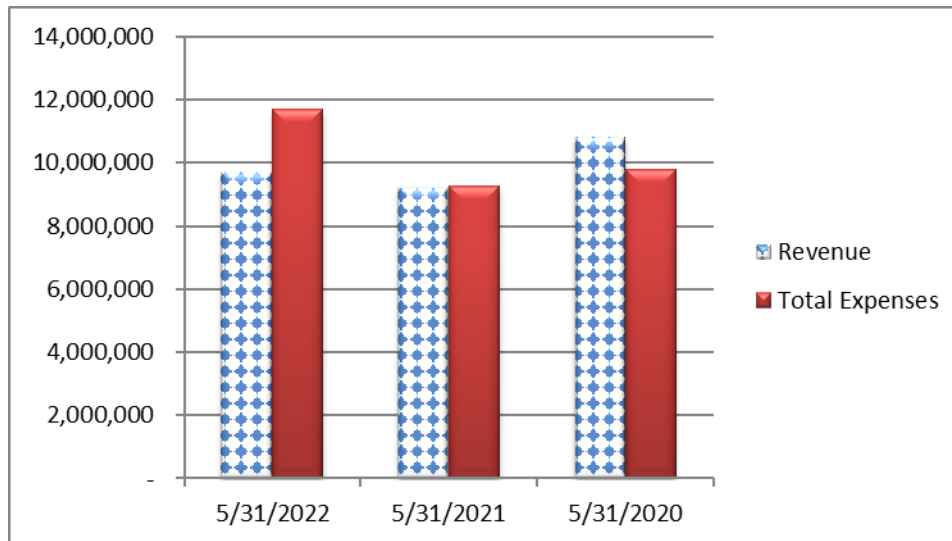
The financial reports show the preliminary balance sheet, receipts, and revenue and expenditure reports for the month ending May 31, 2022. The revenue and expenditure report shows that the operating budget expenditure for July 1, 2021, to May 31, 2022, is \$11,684,740; total revenue is \$9,688,798 resulting in excess revenue over (under) expenditure for the year to May 31, 2022, of (\$1,995,942).

### THREE YEAR FINANCIALS

	5/31/2022	Budget	5/31/2021	5/31/2020
	Actual	Budget	Actual	Actual
	5/31/2022		5/31/2021	5/31/2020
<b>Revenue</b>	<b>9,688,798</b>	<b>9,131,421</b>	<b>9,201,589</b>	<b>10,782,318</b>
Expenses				
Payroll	8,811,368	8,754,980	6,868,113	6,894,513
Administrative Expe	718,374	884,799	559,146	585,742
Utility	103,726	98,839	85,228	120,411
Operating Expense	1,610,048	1,997,471	1,299,795	1,722,056
Contribution to Capital	441,224	441,192	434,024	461,585
<b>Total Expenses</b>	<b>11,684,740</b>	<b>12,177,281</b>	<b>9,246,306</b>	<b>9,784,307</b>
<b>Profit (Loss)</b>	<b>(1,995,942)</b>	<b>(3,045,860)</b>	<b>(44,717)</b>	<b>998,011</b>



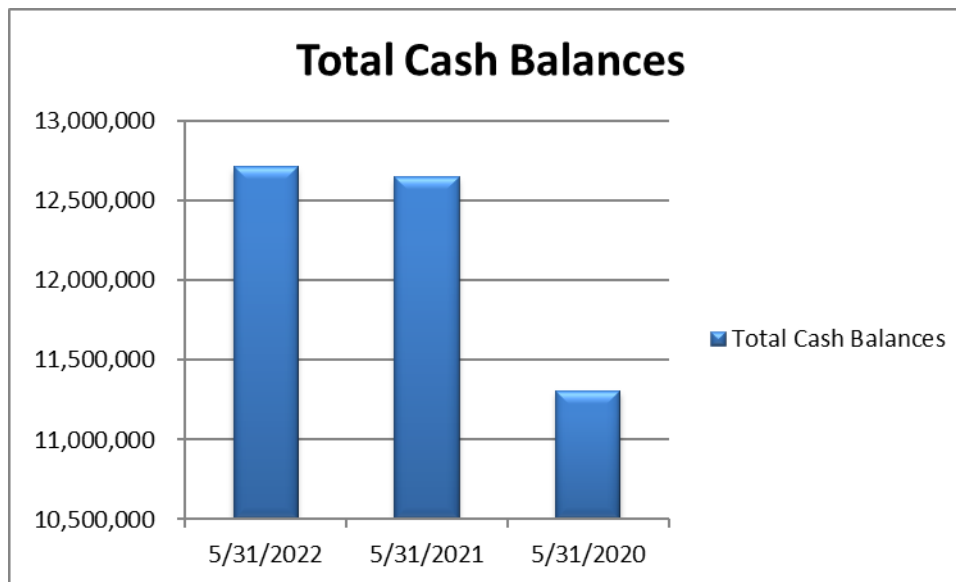
**Figure 1 - Three Year Expenditure**



**Figure 2 - Three Year Revenue & Expenditure**

**THREE YEAR CASH BALANCE**

Cash Balances	5/31/2022	5/31/2021	5/31/2020
Investment Balance	12,555,127	12,398,478	10,820,441
Checking Account	5,543	107,605	53,877
Payroll Account	150,816	141,689	428,725
Petty Cash	2,000	2,000	2,000
Total Cash Balances	12,713,486	12,649,772	11,305,042



**Figure 3 - Cash Balances**

**DISTRICT INVESTMENT PORTFOLIO 5/31/2022**

The District's investment fund balance for the period ending May 31, 2022 is \$12,555,127. The portfolio composition is shown in the pie chart. Local Agency Investment Fund (LAIF) accounts for 23% of the District's investments; the Riverside County Pooled Investment Fund is 37% of the



total. The LAIF yield for the end of April was 0.71% and the Riverside County Pooled Investment Fund was 0.56% this gives an overall weighted yield for District investments of 0.51%.

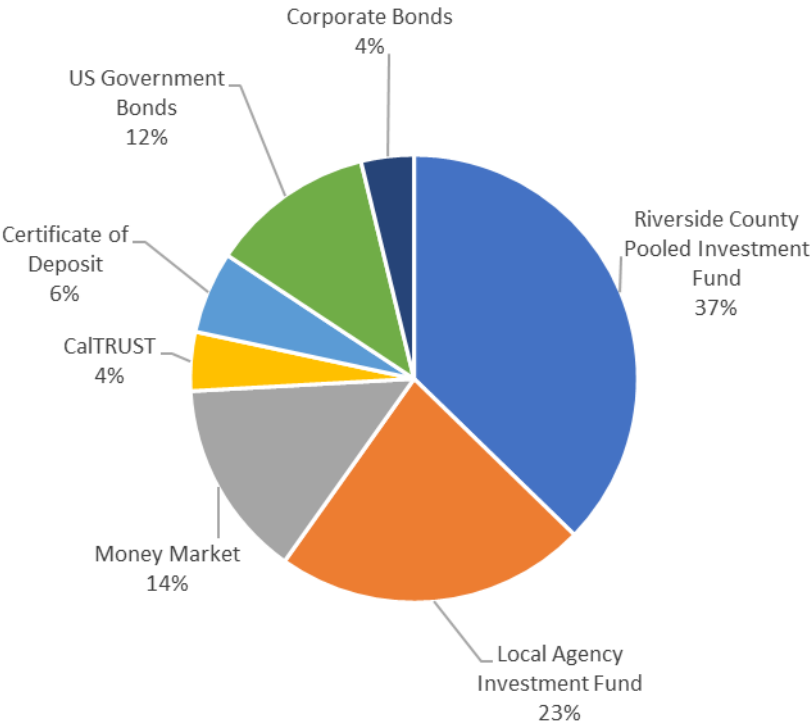


Figure 4 - Investment Portfolio 5/31/22

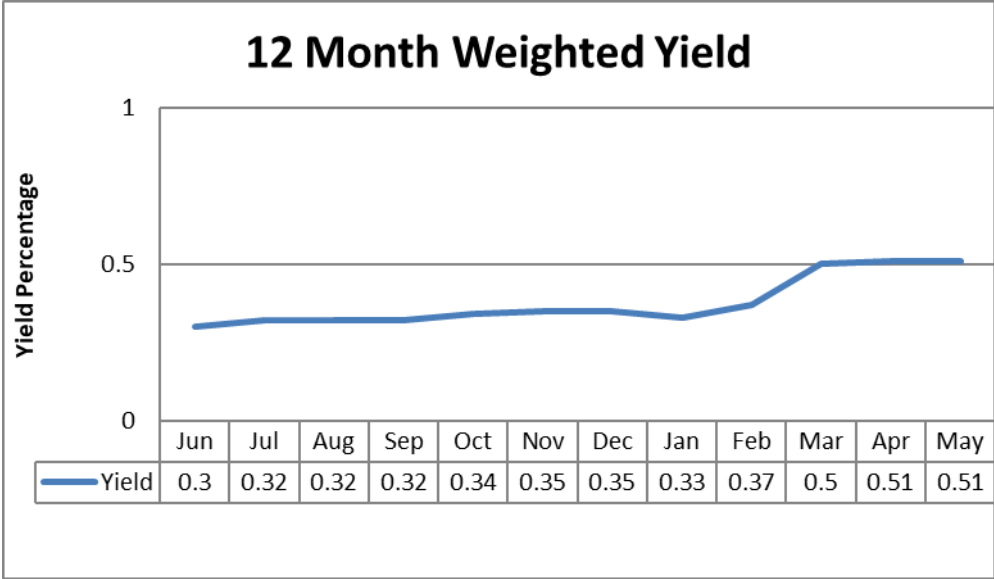
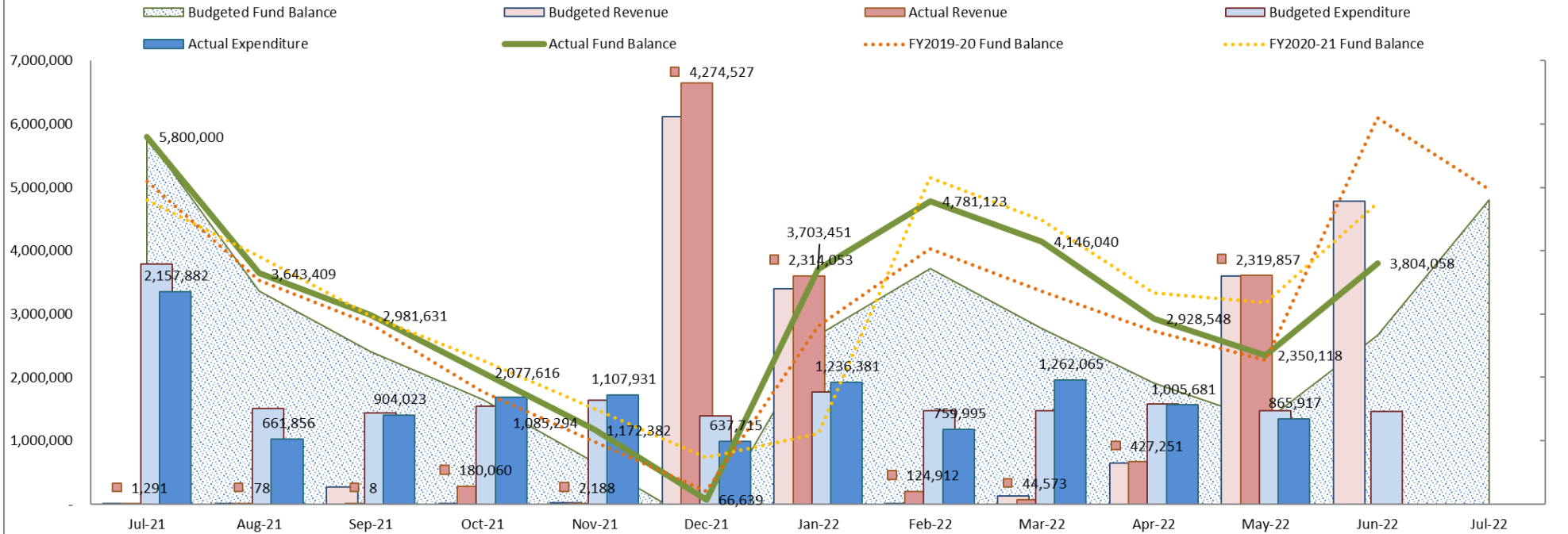


Figure 5 - District Investments Weighted Yield

## General Fund Operational Cash Flow

Fiscal Year 2021- 2022



The **General Fund Operational Cash Flow** graph outlines the District’s working capital for the fiscal year July 1, 2021, to June 30, 2022. The beginning fund balance is \$5.8 million and the ending fund balance is \$4.8 million. Expenditure is approximately divided by 12 equal months, with some differences accounting for the seasonality of the program for example control products and seasonal employment which are greater in the mosquito breeding season. July expenditure is higher than average because of the prefunding lump sum of \$1.3 million for CalPERS unfunded liability. The budget also accounts for prepayments. The revenue follows a different pattern, Riverside County distributes the property tax revenue in January and May with advancements in December and April. The *shaded area* represents the **Budgeted Fund Balance** which has a formula of (beginning) **Fund Balance** plus **Revenue** minus **Expenditure**. The *green line* represents the **Actual Fund Balance** and is graphed against the *shaded area Budgeted Fund Balance*. FY2019-2020 Fund Balance is the orange dash line. FY2020-2021 Fund Balance is the yellow dash line.

The graph shows for June 1 the \$5.8 million **Fund Balance** plus total Revenue for July 1 to May 31, 2022, of \$9,688,798 minus total Expenses of \$11,684,741 is \$3,804,058. Revenue shows a \$557,377 favorable year to date budget variance, which includes an almost \$300,000 favorable variance in Pass Thru revenue, \$161,041 in current secured property taxes and a \$40,052 in Benefit Assessment revenue. Administrative expenses have a favorable variance of \$166,425 this is due to the high retrospective adjustment for workers compensation, also in May the County of Riverside refunded benefit benefit expenses that were overcharged in January. Operating expenses have a favorable variance of \$387,423, expenses for Contingency budget are variable depending on mosquito abundance and virus prevalence, favorable variance for control products is because less aerial larvicide applications occurred this fiscal year and there was a change in RIFA protocol that brought about cost savings. Overall, the District is showing a favorable variance of \$1 million mainly due to increase in revenue and timing of expenses. For planning purposes, the District is under budget. As long as the green line stays out of the shaded area the District is within budget, as of May 31, 2022, the line is outside the shaded area.

	<b>Budget</b>	<b>Actual</b>	Variance	<b>June 30 2022</b>	June 30 2022	
	<b>5/31/2022</b>	5/31/2022		<b>Total Budget</b>	Latest Estimate	
<b>Revenue</b>	<b>9,131,421</b>	<b>9,688,798</b>	(557,377)	<b>12,203,146</b>	12,977,141	favorable variance - pass thru revenue & property taxes higher than anticipated
<b>Expenses</b>						
Payroll	<b>8,754,980</b>	<b>8,811,368</b>	(56,388)	<b>9,567,740</b>	9,567,740	
Administrative Expense	<b>884,799</b>	<b>718,374</b>	166,425	<b>948,329</b>	858,329	favorable variance - workers comp expenses lower than budgeted
Utility	<b>98,839</b>	<b>103,726</b>	(4,887)	<b>107,824</b>	114,824	
Operating Expense	<b>1,997,471</b>	<b>1,610,048</b>	387,423	<b>2,130,046</b>	1,790,296	favorable variance - contingency expense not used, pesticide budget not fully expensed
Contribution to Capital	<b>441,192</b>	<b>441,224</b>	(32)	<b>481,300</b>	481,300	
<b>Total Expenses</b>	<b>12,177,281</b>	<b>11,684,740</b>	492,541	<b>13,235,239</b>	12,812,489	
<b>Profit (Loss)</b>	<b>(3,045,860)</b>	<b>(1,995,942)</b>	(1,049,918)	<b>(1,032,093)</b>	164,652	